

# GARDEN STATE BULB ECS-59-05-01 Calla Lily Red Alert User Manual


[Home](#) » [GARDEN STATE BULB](#) » GARDEN STATE BULB ECS-59-05-01 Calla Lily Red Alert User Manual 



## Contents


- [1 STATE BULB ECS-59-05-01 Calla Lily Red Alert](#)
- [2 CUSTOMER SERVICE INFORMATION](#)
- [3 LIMITED GROWTH & FLOWERING GUARANTEE](#)
- [4 PLANTING & CARE INSTRUCTIONS](#)
- [5 About Lilies](#)
- [6 FREQUENTLY ASKED QUESTIONS](#)
- [7 CONTACT US](#)
- [8 Documents / Resources](#)
  - [8.1 References](#)

**STATE BULB ECS-59-05-01 Calla Lily Red Alert**



ECS-59-05-01, ECS-59-10-02, ECS-59-15-03  
Product Manual – Version 12-14-23

<b>BULB SIZE:</b> 4.75-5.5" <small>(14/16 cm)</small>	<b>HARDINESS ZONE:</b> 8-11	<b>PLANTING TIME:</b> SPRING	<b>BLOOM TIME:</b> SUMMER
--	-----------------------------	------------------------------	---------------------------



**CUSTOMER SERVICE INFORMATION**

**Thank you for purchasing  
CALLA LILY RED ALERT BULBS  
ECS-59-05-01, ECS-59-10-02, ECS-59-15-03**

If you have an issue with your product, do not return.

Please report items that are damaged or have issues to Garden State Bulb Co. within three days of delivery.

Contact customer service at [support@gardenstatebulb.com](mailto:support@gardenstatebulb.com) to open a ticket.

At Garden State Bulb Co., we want all of our customers to be completely satisfied with their purchase. Please take time to review the contents of the product you received to make sure that everything is satisfactory. If you find that any pieces are missing or damaged, we will provide replacements at no charge within 5 days of purchase.

If you have any other questions or concerns about your GSB product, please contact us at:

**Garden State Bulb Co. LLC**

[support@gardenstatebulb.com](mailto:support@gardenstatebulb.com)

2720 Industrial Way, Vineland, NJ 08360

Please keep in mind that for select damaged product replacement requests, we will require a photo for submission.

Please be sure to include the following information when you contact Customer Service:

YOUR NAME

YOUR EMAIL ADDRESS

PRODUCT NAME

PRODUCT MODEL#

RETAILER WHERE PURCHASED

DATE OF PURCHASE

ORDER NUMBER (IF AVAILABLE)

**LIMITED GROWTH & FLOWERING GUARANTEE**

Garden State Bulb Co. (GSB) products have been grown with the utmost care and are of excellent quality. In order to obtain the desired end result, it is important that the instructions on our site and/or the accompanying (plant) instructions are followed.

Given that we work with a natural product; we offer a 1 Year Limited Growth and Flowering Guarantee.

Garden State Bulb's obligation under this Guarantee is limited to troubleshooting, replacing the product, missing pieces or providing a gift certificate at Garden State Bulb's discretion. All products for which a Guarantee claim is made must be received by GSB and accompanied by sufficient proof of purchase (emailed or original physical store receipt, indicating the date of purchase).

This Guarantee does NOT cover improper handling, storing, weathering, failure to follow directions, improper care, improper maintenance, or acts of nature, (such as damage caused by wind, lightning, snow, water, or ice), or damage caused by improper use of the products are not covered by the product warranty. No other guarantee beyond that specifically set forth above is authorized by Garden State Bulb Co.

**PLANTING & CARE INSTRUCTIONS**

PLANTING TIME	Spring
BLOOM TIME	Summer
LIGHT	Full Sun to Partial Shade
SPACING	12" apart, (1 per sq. ft.)
DEPTH	Plant 4" deep
MATURE HEIGHT	16" to 20" tall
BENEFITS	Deer Resistant

**Great gardens start with great soil!**

Soil preparation is essential for successful gardening.

Healthy soil should have good tilth, nutrient content, and a viable population of beneficial microorganisms. We recommend using natural and organic ingredients to prepare the soil and maintain soil fertility. It is always a good idea to have a soil test to identify your soil type (sandy, loam, silt, clay) and find out your soil pH.

**NOTE:** It is important to store correctly until planting. Store in a cool, dry place with plenty of air circulation. Plant in spring as soon as ground has thawed and soil has warmed to 50°F and is workable. Usually 4-6 weeks after the last frost.

### **Bulb Planting Instructions**



1. Plant lily bulbs in the spring after the ground has thawed and there is no longer danger of frost.
2. Choose a location with well-drained soil that receives full sun, Loosen soil prior to planting.
3. Dig a hole in loosened soil 4" deep. Place the bulb in the hole with the roots/tubers down and any sprouts facing up. Space each bulb 12" apart.
4. Cover with soil and water well so that the soil above the bulbs settles. Keep soil moist during periods of dry weather but do not overwater.

### **About Lilies**

Garden State Bulb Calla Lily Purple Rain Mixed Flower Bulbs are imported directly from our farms and growers in Holland. These bulbs are 5.5 to 6 inches (14/+ cm) in size and carefully hand-picked and checked for quality before shipment. These exquisite blooms, in shades of pink, eggplant, and cream, harmoniously blend together and create a stunning display. With their dramatic flared tops, they add a touch of sophistication to any outdoor space. Whether planted in a garden, placed in a patio pot, or used in a summer bouquet, the Calla Lilies, reaching heights of 1-2 feet, are a timeless choice. Not only are they beautiful, but they are also deer resistant, ensuring that your garden remains pristine and untouched.

### **FREQUENTLY ASKED QUESTIONS**

Q. When should you plant spring bulbs?

A. Spring planted/summer flowering bulbs and tubers can be planted in the spring when you are certain the

ground will no longer freeze in your area.

Q. What should I plant with calla lilies?

A. Other spring planted/summer flowering bulbs to plant with lilies include dahlias, gladioli, lilies, and more!

Q. What is the best way to store my bulbs until I plant them?

A. Store bulbs in a cool, dark, and dry spot with good air circulation prior to planting them.

## STAY CONNECTED


Follow us on social media for product info, gardening, and planting tips!



## CONTACT US



## Documents / Resources

	<p><a href="#">GARDEN STATE BULB ECS-59-05-01 Calla Lily Red Alert</a> [pdf] User Manual ECS-59-05-01, ECS-59-10-02, ECS-59-15-03, ECS-59-05-01 Calla Lily Red Alert, Calla Lily Red Alert, Lily Red Alert, Red Alert, Alert</p>
---	--

## References

- [Garden State Bulb Co. | Wholesale Flower Bulb Supplier](#)
- [User Manual](#)

This website is an independent publication and is neither affiliated with nor endorsed by any of the trademark owners. The "Bluetooth®" word mark and logos are registered trademarks owned by Bluetooth SIG, Inc. The "Wi-Fi®" word mark and logos are registered trademarks owned by the Wi-Fi Alliance. Any use of these marks on this website does not imply any affiliation with or endorsement.