

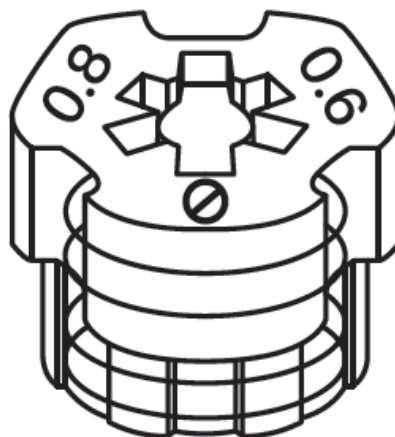


Contents [[hide](#)]

- [1 GANCUBE GANGES4 GAN 4×4 Speed Cubes Collections](#)
- [2 Product Specifications](#)
- [3 Product Usage Instructions](#)
- [4 INSTALLATION INSTRUCTIONS](#)
- [5 Frequently Asked Questions](#)
- [6 Documents / Resources](#)
 - [6.1 References](#)



GANCUBE GANGES4 GAN 4×4 Speed Cubes Collections



Product Specifications

- **Product Name:** GANGES4

- **Technology:** GES+
- **GTNs:** Purple (1SN), Blue (2.1N), Green (2.5N), Yellow (3.4N)
- **Elastic Forces:** Vary based on GTN

Product Usage Instructions

GTNs and Elastic Forces:

Gan Pyraminx utilizes GES+ technology with 4 different numerical GTNs, each offering varying elastic forces:

- Purple GTN: 1SN
- Blue GTN: 2.1N
- Green GTN: 2.5N
- Yellow GTN: 3.4N

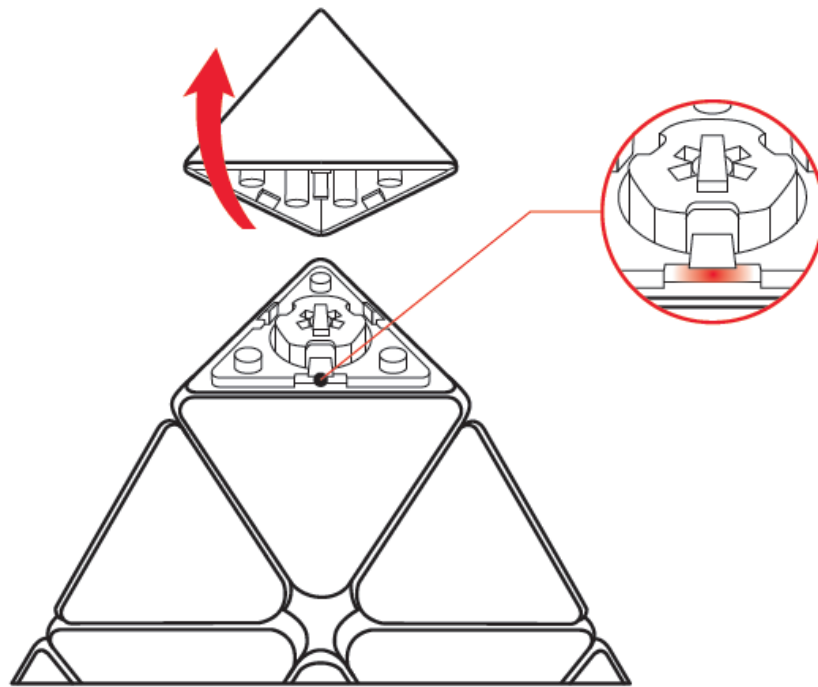
GTN Positions:

Each GTN has 2 positions that work together with the pointer at the end of the core. The positions are indicated as follows:

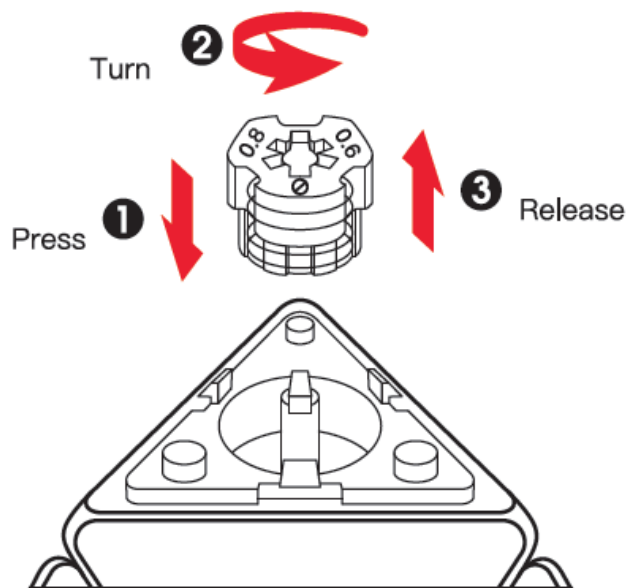
- 0.6/0.8: 2nter piece traindicato0.6 indicates tighthand1l while 0.8 indicates sehafeel

INSTALLATION INSTRUCTIONS

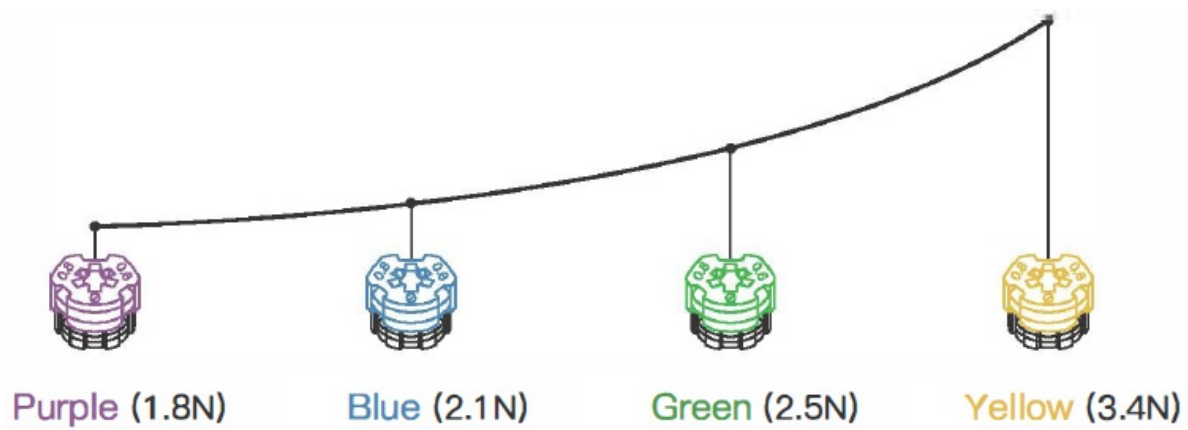
Open the corner tip from the edge with easy—opening cap.



1. Change centre piece travel : Press the tension nut to the bottom and turn until reaching the desired position.
2. Change GTNs : Turn the tension nut to Ø position, remove it and put in the new one.



Gan Pyraminx uses GES+ technology; there are 4 different numerical GTNs with different elastic forces. Each GTN has 2 positions that work together with the pointer at the end of the core,



Ø: GTNs in and out position

0.6/0.8: 2 center piece travel indicators, 0.6 indicates a tight handfeel while 0.8 indicates a loose handfeel



Follow GANCUBE on Instagram for more speedcubing info



Frequently Asked Questions


Q: How do I adjust the elastic force on my Gan Pyraminx?

A: To adjust the elastic force, rotate the GTNs to the desired position based on the numerical markings provided for each GTN.

Q: Where can I find more information about speedcubing using GANCUBE products?

A: Follow GANCUBE on Instagram for more speedcubing information and updates.

Documents / Resources

	GANCUBE GANGES4 GAN 4x4 Speed Cubes Collections [pdf] Instructions GANGES4, GANGES4 GAN 4x4 Speed Cubes Collections, GANGES4 GAN 4x4, Speed Cubes Collections, Cubes Collections, Collections
---	--

References

- [User Manual](#)

■ GANCUBE
🔑 Collections, Cubes Collections, GANCUBE, GANGES4, GANGES4 GAN 4x4, GANGES4 GAN 4x4 Speed Cubes Collections, Speed Cubes Collections

Leave a comment

Your email address will not be published. Required fields are marked *

Comment *

Name

Email

Website

☐ Save my name, email, and website in this browser for the next time I comment.

Post Comment

Search:

e.g. whirlpool wrf535swhz

Search

[Manuals+](#) | [Upload](#) | [Deep Search](#) | [Privacy Policy](#) | [@manuals.plus](#) | [YouTube](#)

This website is an independent publication and is neither affiliated with nor endorsed by any of the trademark owners. The "Bluetooth®" word mark and logos are registered trademarks owned by Bluetooth SIG, Inc. The "Wi-Fi®" word mark and logos are registered trademarks owned by the Wi-Fi Alliance. Any use of these marks on this website does not imply any affiliation with or endorsement.