



GAMEVICE GV187 Controller for Android User Guide

[Home](#) » [GAMEVICE](#) » GAMEVICE GV187 Controller for Android User Guide 

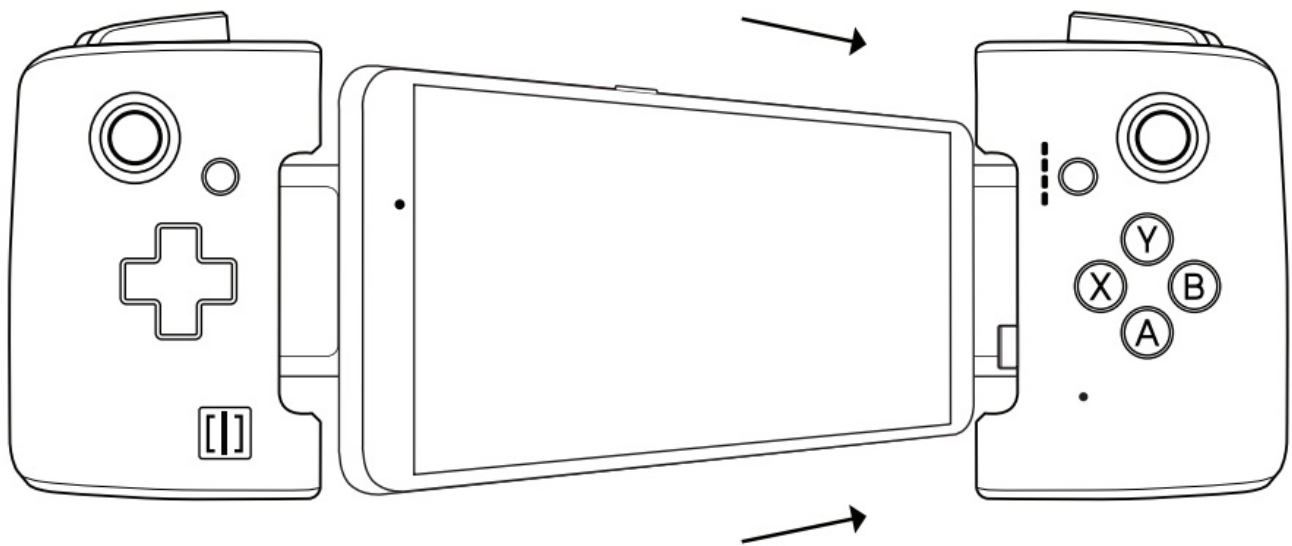
GAMEVICE GV187 Controller for Android



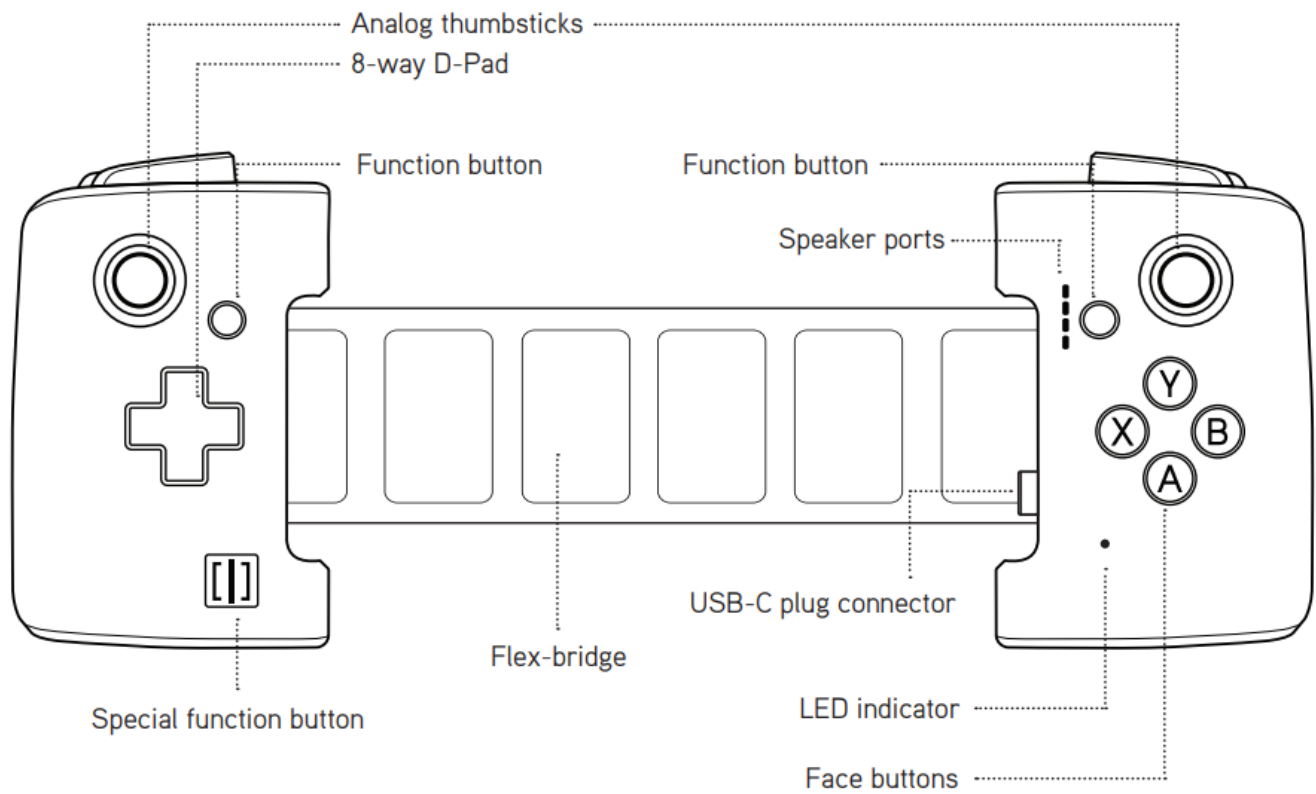
Contents

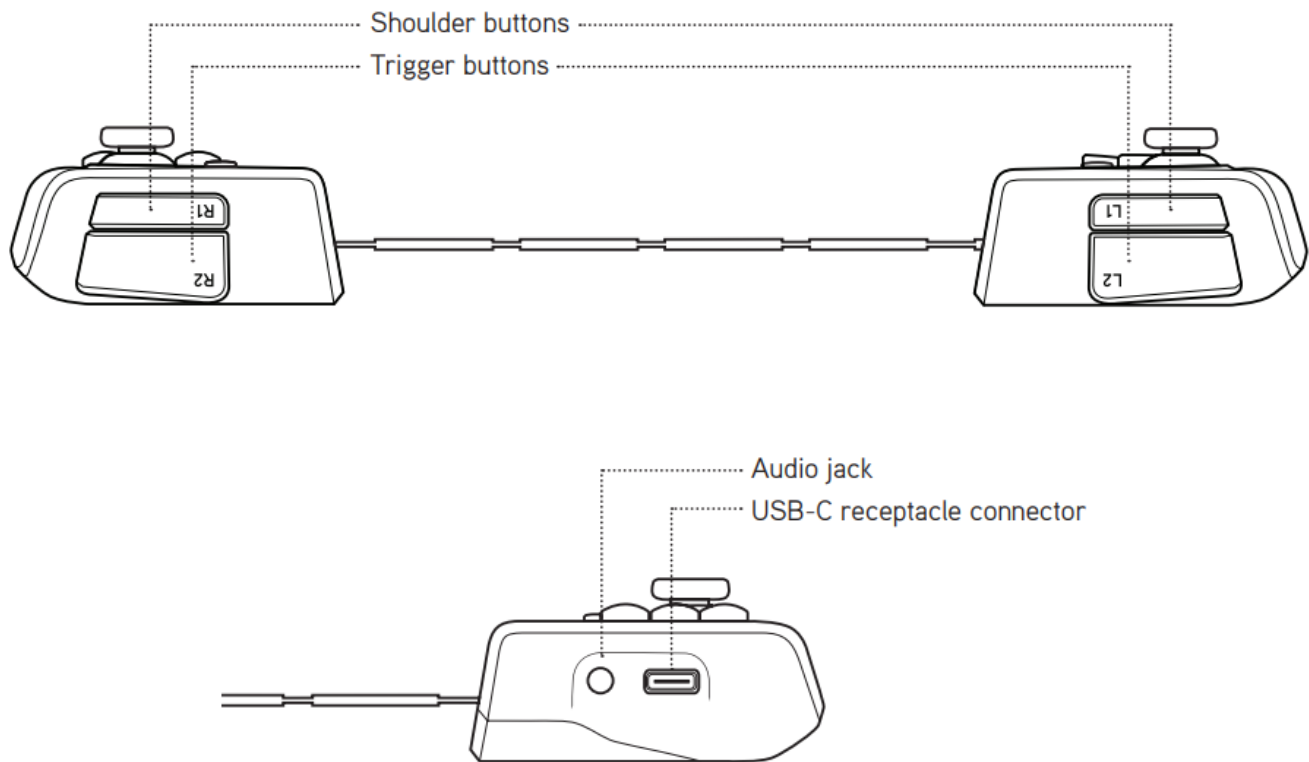
- [1 HOLD ON TIGHT](#)
- [2 CONNECTING AND REMOVING YOUR DEVICE](#)
- [3 CHARGING VIA USB-C](#)
- [4 SOUND](#)
- [5 COMPATIBLE GAMES](#)
- [6 TROUBLESHOOTING](#)
- [7 PRODUCT SUPPORT](#)
- [8 Documents / Resources](#)
- [9 Related Posts](#)

HOLD ON TIGHT



CONNECT AND SECURE





CONNECTING AND REMOVING YOUR DEVICE

Plug your Android device into Gamevice's USB-C connector, and gently pull the left side of Gamevice out and over the left side of your Android device to secure it into place.

When properly docked, the single LED will light up blue for 5 seconds to indicate system ready for use.

To remove your Android device, simply hold it in your right hand and with your left hand gently pull the left side of Gamevice free. Then unplug from the USB-C connector.

CHARGING VIA USB-C

The USB-C connector on the Gamevice controller supports passthrough charging of your Android device using the power adapter and cable provided with your Android device.

When plugged into the wall for pass-through charging, the LED will light up blue fading in and out 5 times.

SOUND

Gamevice's 3.5mm audio jack can be used with headphones or as an auxiliary audio output. While using the audio jack, Android device internal speakers will automatically mute, however Android device volume buttons can still be used to manage sound.

COMPATIBLE GAMES

There are hundreds of Gamevice compatible games. For a full list, download our app Gamevice Live from the Google Play Store or visit the Games page on our website at gamevice.com/games.

TROUBLESHOOTING

MY GAMEVICE ISN'T WORKING WITH MY ANDROID DEVICE

- Make sure your game supports the game controller feature.

MY ANDROID DEVICE ISN'T CHARGING PROPERLY

- Ensure you are using the original AC adapter included with your Android device.
- Ensure your AC adapter is capable of providing 5V-2A of power.

This product may affect cellular and wireless performance while in use.

PRODUCT SUPPORT

For information regarding support for your product and how to contact us, please visit our website at gamevice.com/support.

Google Play and the Google Play logo are trademarks of Google Inc.


This device complies with Part 15 of the FCC Rules. Operation is subject to the following two conditions: (1) This device may not cause harmful interference, and (2) this device must accept any interference received, including interference that may cause undesired operation.

HUNDREDS OF GAMES AVAILABLE AT



GAMEVICE®

Documents / Resources

	GAMEVICE GV187 Controller for Android [pdf] User Guide GV187 Controller for Android, GV187, Controller for Android, Controller
---	---

