



# GAME OF BAICKS 75304 Light Kit for Darth Vader Helmet Instruction Manual

[Home](#) » [GAME OF BAICKS](#) » GAME OF BAICKS 75304 Light Kit for Darth Vader Helmet Instruction Manual 

## Contents

- [1 GAME OF BAICKS 75304 Light Kit for Darth Vader Helmet](#)
- [2 Installation](#)
- [3 Documents / Resources](#)
- [4 Related Posts](#)

GAME-OF-BAICKS-Logo

GAME OF BAICKS 75304 Light Kit for Darth Vader Helmet



## **Thank You**




For Purchasing this product. To give you the perfect hidden-line effect, we use severely thin aviation-grade wire with high tension and pressure tolerance. However, due to its thin nature, be careful not to cut through it as it might be susceptible to shearing during installation. Always be careful not to press brick pieces down on the wire.

## **Installation**

### **Let's Get Started**

if you face any challenges, please feel free to reach out via [support@gameofbricks.eu](mailto:support@gameofbricks.eu) Please note that we offer 2 years of free light kit maintenance.


### **Step 1 (Bag 1)**







Step 2 (Bag 2)



### Step 3 – Classic Version

The following pictures are only for Classic Version. Please skip to page 14 if you ordered Standard Version.

#### Step 3 (Bag 3)








#### Step 4 – Standard Version


The following pictures are only for the Standard Version.

#### Step 4 (Bag 4)



Connect light kit to the battery box and installation will be complete. If you would like to use another power source, please make sure the maximum voltage is 6V.

Documents / Resources

	<p><a href="#">GAME OF BAICKS 75304 Light Kit for Darth Vader Helmet</a> [pdf] Instruction Manual</p> <p>75304 Light Kit for Darth Vader Helmet, 75304, 75304 Light Kit, Light Kit, Light Kit for Darth Vader Helmet, Darth Vader Helmet, Darth Vader Helmet Light Kit</p>
---	--

[Manuals+](#).