




Gainwise SS1912 Door Intercom App User Manual

[Home](#) » [Gainwise](#) » Gainwise SS1912 Door Intercom App User Manual 



Gainwise

Door intercom App (IOS) user manual



Door intercom App (IOS)

Contents

- 1 App installation and mobile phone related settings
- 2 User registration account
- 3 Log in to the App (Door intercom)
- 4 App to answer device (SS1912) calls (iPhone lock screen)
- 5 Dialog window description
- 6 App function introduction
- 7 Setting PIN code
- 8 Q & A
- 9 Documents / Resources
 - 9.1 References
- 10 Related Posts

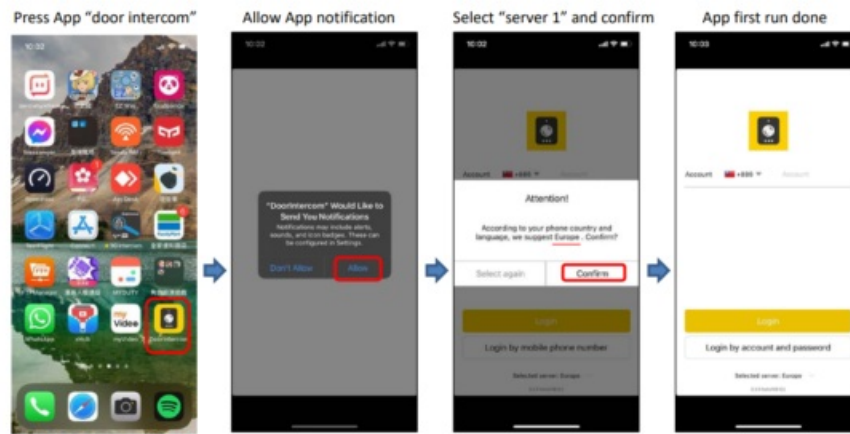
App installation and mobile phone related settings

Install APP

Search "Door intercom" in Apple store and install



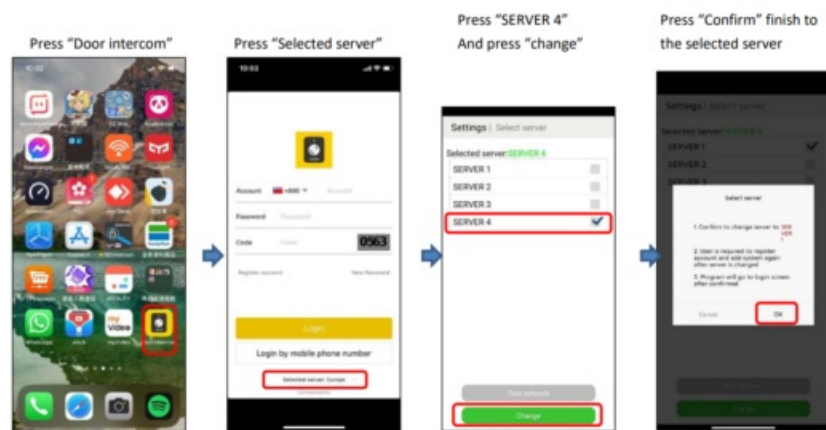
APP first run



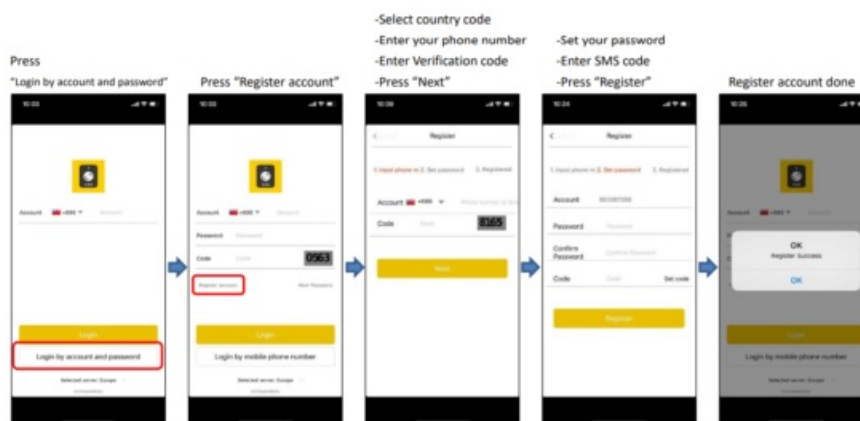
User registration account

Selected server

The default location of the SS1912 device server is "Server 4". App needs to select "Server 4" to create an account before adding devices

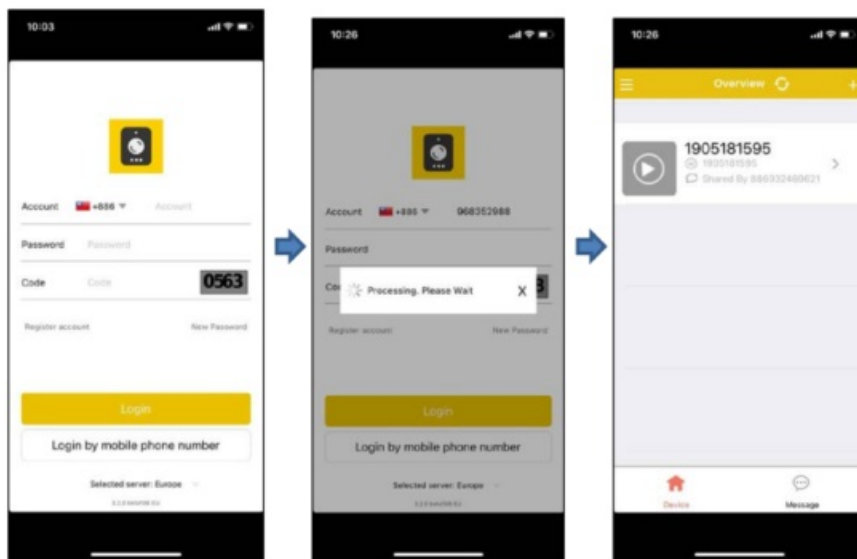


Register account

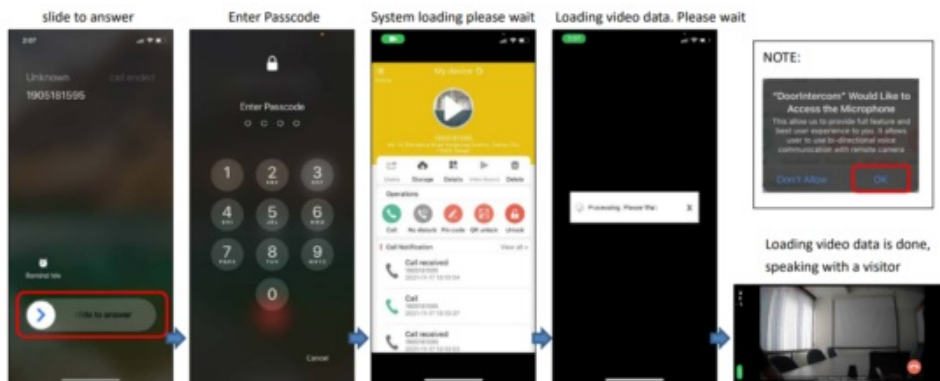


Log in to the App (Door intercom)

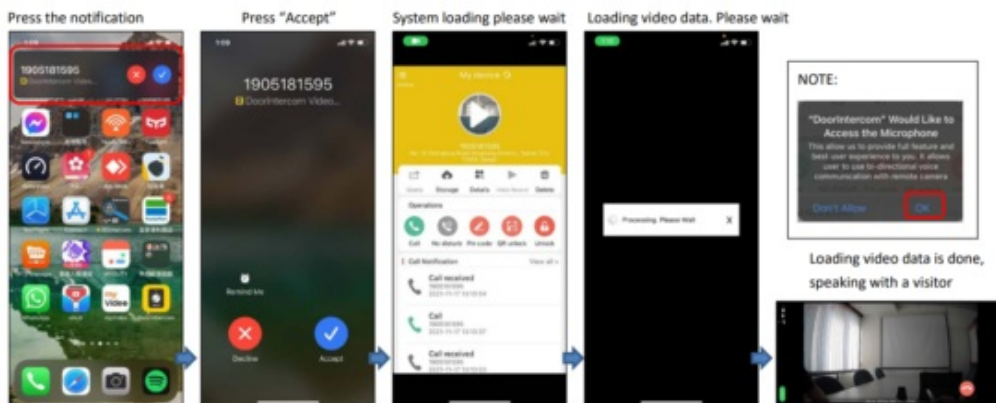
- Select country code
- Enter phone number
- Enter password
- Enter Verification code
- Press "Login"



App to answer device (SS1912) calls (iPhone lock screen)



App to answer device (SS1912) calls (iPhone unlock)



Dialog window description

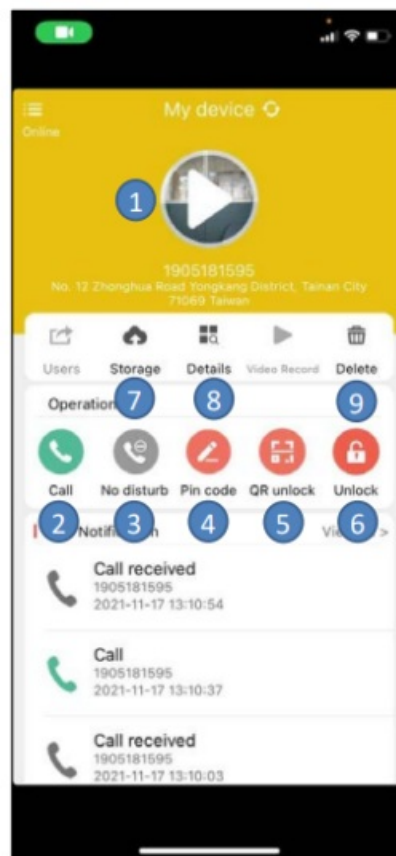
1. Hang up the call
2. Unlock Door

3. Speaker (on/off)
4. Mic (on/off)
5. Screenshot



NOTE: If the icon does not appear on the screen, please click on the screen

App function introduction



1. Click to enter monitoring mode (the speaker is mute)
2. Call: Click to call back to device
3. NO disturb: no call-in notification
4. Pin code: Set the PIN code
5. QR unlock: Generate QR code to unlock door
6. Unlock: Unlock door
7. Storage: Cloud video storage

8. Details: Basic information of device
9. Delete: Remove the device from my account

Setting PIN code



NOTE: You can unlock the door by entering PIN code of door intercom

Q & A

Q1: how to use audio call to activate this relay 1 or 2?

A1: unlock the door via call by press press "1#" for relay 1 press "2#" for relay 2 press "#" for relay 1 and relay 2



Gainwise

Gainwise Technology Co., Ltd. Ver E2 01/2024

Documents / Resources



[Gainwise SS1912 Door Intercom App](#) [pdf] User Manual
SS1912 Door Intercom App, SS1912, Door Intercom App, Intercom App, App

References

- [User Manual](#)

Manuals+. Privacy Policy

This website is an independent publication and is neither affiliated with nor endorsed by any of the trademark owners. The "Bluetooth®" word mark and logos are registered trademarks owned by Bluetooth SIG, Inc. The "Wi-Fi®" word mark and logos are registered trademarks owned by the Wi-Fi Alliance. Any use of these marks on this website does not imply any affiliation with or endorsement.