



G21 08852865 Multifunctional SCAFFOLDING Instruction Manual

[Home](#) » [G21](#) » G21 08852865 Multifunctional SCAFFOLDING Instruction Manual 

G21 08852865 Multifunctional SCAFFOLDING Instruction Manual



Thank you for purchasing our product.

Before using this product, please read this manual.

This high-end model was initially developed for professional use and has a very sturdy construction. Use of light aluminium materials lowers the total weight and the unique construction allows for contracting of this platform to a very small and easily transportable and storable size. These features make the platform perfect not only for professional use, but also for use in your household, workroom or in garden. Especially the telescopic feature which allows minimizing of the necessary storage space will be appreciated by many who deal with lack of room

in their homes and workrooms or have to deal with frequent transportation of the platform.

All construction elements, rungs and security locks are manufactured with ergonomic principles in mind and support simple and intuitive use of the product. We believe that all its features will make your use of the product a pleasant experience for you.

Use of the platform was approved by prestigious international test-room TÜV Rheinland.

We strongly recommend reading of the whole instruction manual on following pages in order to achieve safe use of the platform.

WARNING! IN ORDER TO AVOID THE RISK OF SERIOUS INJURIES OR DEATH READ THE FOLLOWING SAFETY INSTRUCTIONS PRIOR TO USE AND FOLLOW THE WARNING SIGNS LOCATED ON THE PRODUCT. KEEP THIS MANUAL FOR FURTHER USE.

Contents

[1 Screw Attachment](#)

[2 Position of multipurpose folding platform](#)

[3 Important safety information](#)

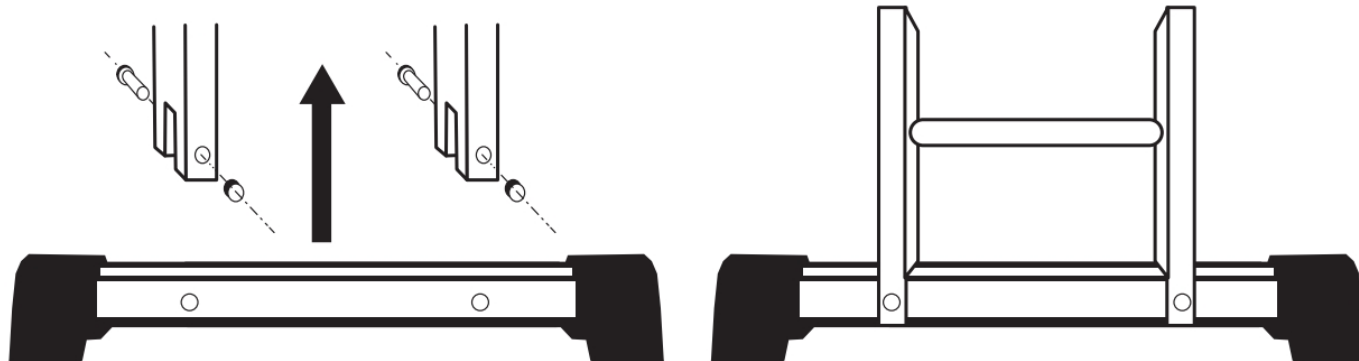
[4 Documents / Resources](#)

[5 Related Posts](#)

Screw Attachment

Prior to using the platform screw down the stabilizer bars.

Remove the protective elements used for transportation from each end of the platform. Insert the stabilizer bars into the cut outs on each end of the platform and secure them with screws and back plates.




- Do not use the platform without the stabilizer bars unless instructed otherwise in this manual.
- Prior to stepping on the platform always check whether the stabilizer bars are securely tightened.
- Use only stabilizer bars supplied with the platform.
- Store out of reach of children.
- Do not attempt to use the platform in positions which are not displayed in this manual.

Position of multipurpose folding platform


- **Twin step ladder:**

Do not step on the first or second rung from the top.



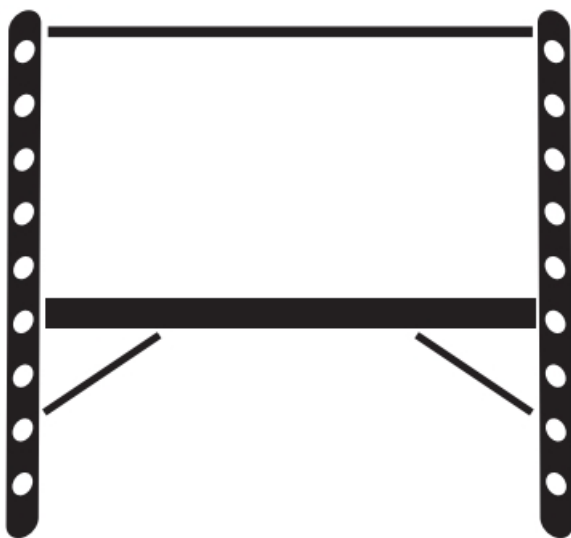
- **Straight ladder:**

- Do not stand on the top 3 rungs.
- The ladder should be leant against the wall under approx. 75 degree angle.
- Do not extend the second section of the ladder by more than one half of its length.



- **platform:**

The platform always has to be supported by the buttress.



Important safety information

Warning! Metal parts are electric conductors.



- Avoid contact of any part of the platform with electric wires or other electric parts.
- Maximum allowed load for this platform is 150 kg. This is a total weight of the user and all tools which can occur on the platform at one time.
- Prior to entering the ladder / platform or putting any weight on it, make sure all safety mechanism are in locked position.
- Stabilizer bar has to be firmly attached.
- Do not use parts or accessories which were not supplied or recommended by the supplier of the platform

- Check all parts of the platform prior to each use. If any part of the platform is broken or missing, do not use it.
- Do not attempt to technically modify the platform. Any interference with the original construction may cause serious injuries and will void the warranty.
- Do not attempt to repair the platform by yourself. All repairs have to be carried out by qualified repair shop.
- Do not use the platform if it was exposed to heat (e.g. at a fireplace) or if it was in contact with corrosive substances (e.g. acids etc.).
- Be especially careful if the ladder / platform is used in bad weather conditions such as rain or frost or if you use it on surfaces which might decrease its stability such as carpets or plastic.
- Always use the ladder / platform on stable and dry surface.
- Do not position the ladder / platform on slippery surface and do not attempt to increase its height with placing the stabilizer bars underneath the construction.
- Do not use the platform under the influence of alcohol or any other narcotics. Users of the platform should be in good physical condition.
- Do not place the ladder / platform in front of an unlocked door which can be opened.
- Be very careful if you have to push or pull the platform or ladder.
- Do not attempt to jump, walk or otherwise move while standing on the ladder. If you need to move the ladder, step down first.
- In order to avoid loss of balance do not reach out to distant objects while standing on the ladder / platform. Always keep your balance and keep your center of gravity between the platform side frames.
- When you use this platform or ladder, do not allow anyone to stand underneath it.
- This platform is not a toy as it was not designed to be used by children. Therefore do not keep the platform unattended.
- Do not operate the safety mechanism and do not change the ladder / platform position while you are standing on it.
- Use this platform only in positions displayed in this manual.
- If you are using it as a straight ladder, do not step on the top 3 rungs.
- Always keep the ladder / platform dry and clean. Clean it after each use.
- If possible, while using the ladder we recommend assistance of another person which will control anchoring of the ladder.

The English version of the manual is an exact translation of the original manufacturer's instructions. Images used in this manual are for illustrational purposes only and may differ from the actual product.

Documents / Resources

	<p>G21 08852865 Multifunctional SCAFFOLDING [pdf] Instruction Manual 08852865, Multifunctional SCAFFOLDING, 08852865 Multifunctional SCAFFOLDING, SCAFFOLDING</p>
---	--