



## G-W PUBLISHER Understanding Course and Standards Reports User Guide

[Home](#) » [G-W PUBLISHER](#) » G-W PUBLISHER Understanding Course and Standards Reports User Guide 

### G-W PUBLISHER Understanding Course and Standards Reports



#### Contents

- 1 INTRODUCTION
- 2 The Reports Tab
  - 2.1 Course Report
  - 2.2 Standards Report
- 3 Documents / Resources
  - 3.1 References
- 4 Related Posts

## INTRODUCTION

View Walkthrough Video: [Link](#)

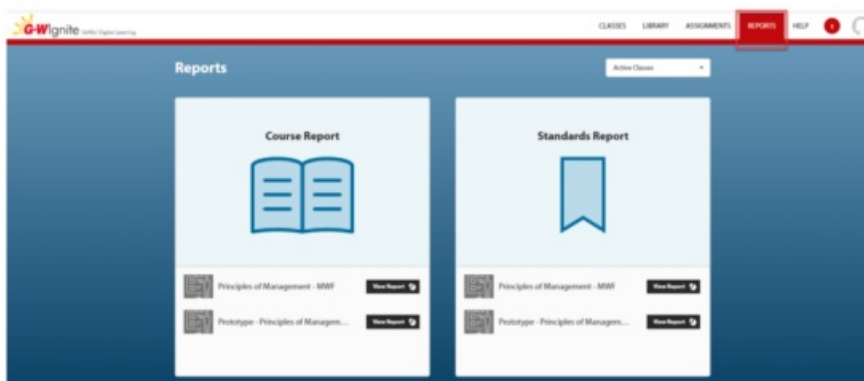
Welcome to G-W Ignite. We will guide you through reviewing reports to gain insights into your class performance and how it corresponds with learning outcomes. Let's get started!

## The Reports Tab

The **Reports** page offers two distinct report types to analyze student performance:

1. The Course Report specifically focuses on overall student performance and usage data for assignments and assessments within your course.
2. The Standards Report dives into the same assignments and assessments, but it aligns student performance and usage data with learning objectives and standards.

Clicking the **Reports** tab on your navigation menu will take you to your **Reports** homepage. You will see all your active classes listed below both the **Course Report** and the **Standards Report**.

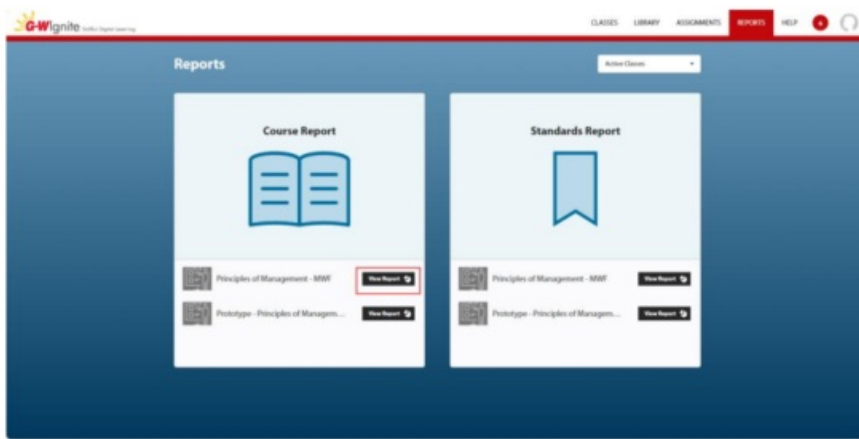


If you want to look at the reports for Archived classes, click the dropdown menu on the top right of your screen and select **Archived Classes**.

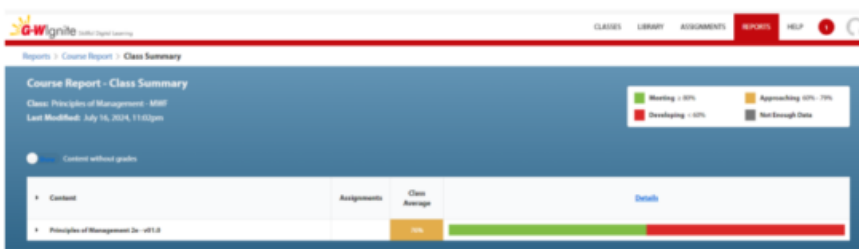


## Course Report

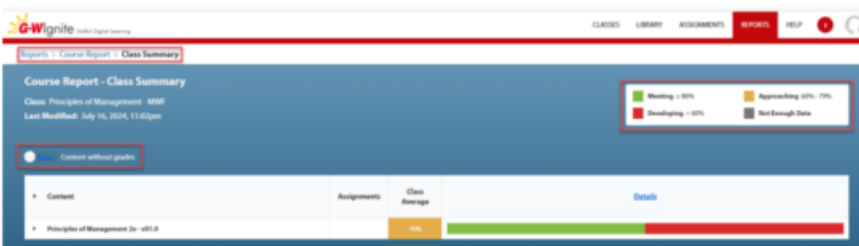
1. To open the Course Report, click View Report next to the course you want to open.



2. The **Class Summary** report provides an overview of your class's performance on assignments and assessments. It offers detailed insights into your class's progress for each chapter and section.



3. Located at the top of the page, the breadcrumb allows you to easily navigate back to previous report views.



4. A color-coded key in the top right corner helps you interpret student performance level at a glance.
5. You can also choose to show or hide sections of the content, focusing only on assignments with score data.
6. The report rows are automatically collapsed.

Content	Assignments	Class Average
Principles of Management 2e - v01.0		70%
Chapter 1 - Management		67%
Chapter 2 - History of Management		90%
Section 2.1 - Early Management		100%
2.1 Activity: Evolution of Management	View	100%
Section 2.2 - Trends in Management		90%
2.2 Activity: Key Principles of TQM	View	90%
Chapter 3 - Planning		40%
Chapter 4 - Organizing		67%

- a. To expand the report's details, click on the course name.
- b. Once expanded, you can navigate through assignments within the chapters and subfolders, mirroring the structure in the learning path.
- c. Click the blue View link under the Assignments heading to view the assignment details and grades for every student.
7. A color-coded bar represents the distribution of performance scores by assignments across all students in the class. Clicking into a color bar shows the average performance level and now many students fall within that range.

Content	Assignments	Class Average		Details
Principles of Management 2e - v01.0		100%	<div><div></div></div>	
Chapter 1 - Management		67%	<div><div></div></div>	
Chapter 2 - History of Management		100%	<div><div></div></div>	
Section 2.1 - Early Management		100%	<div><div></div></div>	
2.1 Activity Evolution of Management	<a href="#">View</a>	100%	<div><div></div></div>	

8. The **Class Average** column provides a summary and average scores by assignments across the entire class.

Content	Assignments	Class Average		Details
Principles of Management 2e - v01.0		100%	<div><div></div></div>	
Chapter 1 - Management		67%	<div><div></div></div>	
Chapter 2 - History of Management		100%	<div><div></div></div>	
Section 2.1 - Early Management		100%	<div><div></div></div>	
2.1 Activity Evolution of Management	<a href="#">View</a>	100%	<div><div></div></div>	

9. The **Details** link allows you to go deeper for student-by-student insights into every assignment and assessment in the class.

Course Report - Class Summary

Class: Principles of Management - M001  
Last Modified: July 16, 2024, 11:02pm

Legend: Meeting > 80% (Green), Approaching 60% - 79% (Yellow), Developing < 60% (Red), Not Enough Data (Grey)

Content	Assignments	Class Average	Details
Principles of Management 2e - v01.0		100%	

Class: Principles of Management - M001  
Last Modified: July 16, 2024, 11:02pm

Performance | [Usage Statistics](#)

Student Group: [Select...]

Content	Assignments	Class Average	PM	ES
Principles of Management 2e - v01.0		100%	100%	100%
Chapter 1 - Management		67%	60%	100%
Chapter 2 - History of Management		100%	100%	100%
Section 2.1 - Early Management		100%	100%	100%
2.1 Activity Evolution of Management	<a href="#">View</a>	100%	100%	100%
Section 2.2 - Trends in Management		60%	100%	100%
2.2 Activity Key Principles of TQM	<a href="#">View</a>	60%	100%	100%

10. You can switch between **Performance** and **Usage** view to analyze either student scores or time spent on assignments.

Class: Principles of Management - M001  
Last Modified: July 16, 2024, 11:02pm

[Performance](#) | [Usage Statistics](#)

Student Group: [Select...]

Content	Assignments	Class Average	PM	ES
Principles of Management 2e - v01.0		100%	100%	100%
Chapter 1 - Management		67%	60%	100%
Chapter 2 - History of Management		100%	100%	100%
Section 2.1 - Early Management		100%	100%	100%

11. To focus on specific groups of students, you can use the Student Group filter. Only the selected group members' data will appear in the report.

Class: Principles of Management - M001  
Last Modified: July 16, 2024, 11:02pm

[Performance](#) | [Usage Statistics](#)

Student Group: Project 2

Search... [Project 1] [Project 2]

Content	Assignments	Class Average	PM	ES
Principles of Management 2e - v01.0		100%	100%	100%
Chapter 1 - Management		67%	60%	100%
Chapter 2 - History of Management		100%	100%	100%
Section 2.1 - Early Management		100%	100%	100%
2.1 Activity Evolution of Management	<a href="#">View</a>	100%	100%	100%

12. Use the **Hide Columns** option in the top right corner to selectively hide individual student(s) within the course report.

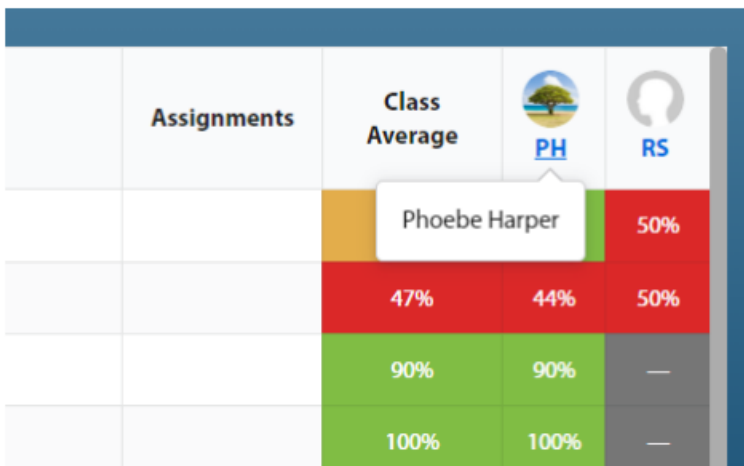


- a. If you hide all students from view, only the class average will appear in the grading report.
- b. You can click Reset All to restore the full view.

13. Click the **Export** button to receive a report as a .csv file via email.



14. To view a student's full name, hover over their initial in the column headers.



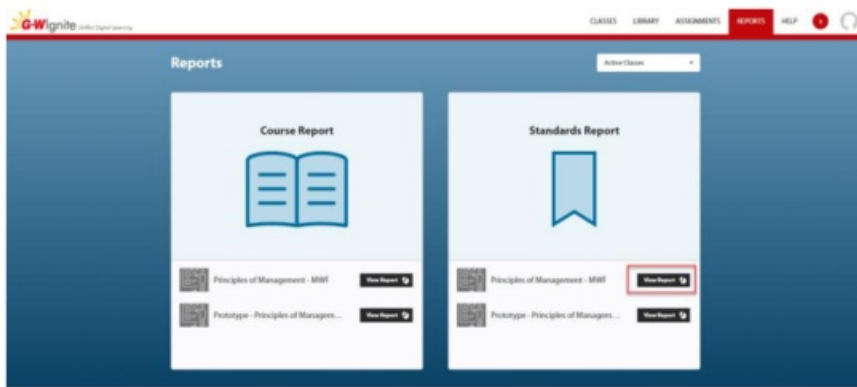
15. Clicking on the student's name provides detailed performance data for that student across all assignments.



## Standards Report

Unlike the **Content Report**, which is organized by course structure, the Standards Report focuses instead on student mastery of learning objectives and standards across the assignments in the class.

1. Enter the **Class Summary** page of your **Standards Report** from your **Reports** dashboard through clicking **View Report**.



2. From the **Class Summary**, click **Details** to view more specific data about your students' performance.



3. Click **View** next to a specific learning objective to see student performance on related activities and questions.

Standards	Details	Class Average	Pin
Chapter 2 History of Management			
2.1-1 Summarize the evolution of management.	View	100%	100%
2.1-2 Define management theory.	View	100%	100%
2.1-3 Discuss three branches of classical management.	View	100%	100%
2.1-4 Explain behavioral management.	View	100%	100%
2.2-1 Explain the quantitative approach to management.	View	80%	80%
2.2-2 Summarize contemporary management theory.	View	—	—

4. . Here, you can view students' performance by assignment or item.

Standards Report - Student Details		Class Average		Pin
Class: Principles of Management - M001 Last Modified: July 16, 2024, 11:07pm				
14.2.2 Summarize the business cycle.				
Assignment Level Scores		Item Level Scores		
First Name	Last Name	Avg Score	Assignments	
Phoebe	Harper	82%	1	✓
Red	Student	—	0	—

5. Hover over the icons in the top row to identify the corresponding assignment or question.

Avg Score	Assignments	✓	✍	✓	✓	✓
82%	1	Principles of Management 2e - v01.0   14.2 Check Your Understanding				
—	0	—	—	—	—	—

6. Clicking a student's name shows their individualized performance for the learning objectives and standards.

First Name	Last Name	Avg Score	Assignments	✓	✍	✓
Phoebe	Harper	82%	1	✓	—	82%
Red	Student	—	0	—	—	—

Standards Report - Phoebe Harper		Class Average		Pin
Class: Principles of Management - M001 Last Modified: July 16, 2024, 11:07pm				
Performance		Usage Indicators		
Standards	Taken	Remaining	Phoebe Harper	Class Average
1.2-4 Use examples of skills of successful managers.	0x	21x	—	—
Chapter 2 History of Management	0x	0x	—	—
2.1-1 Summarize the evolution of management.	1x	10x	100%	100%
2.1-2 Define management theory.	1x	11x	100%	100%
2.1-3 Discuss three branches of classical management.	1x	20x	100%	100%
2.1-4 Explain behavioral management.	1x	20x	100%	100%
2.2-1 Explain the quantitative approach to management.	1x	10x	80%	80%
2.2-2 Summarize contemporary management theory.	0x	10x	—	—


7. The **Taken** and **Remaining** columns indicate which assignments related to each learning objective have been completed or not attempted. Clicking on these numbers allows you to view and manage assignments as needed.

Standards	Taken	Remaining	Proctored Master	Class Average
Chapter 2 History of Management	0%	0%	---	---
2.3.1 Summarize the evolution of management.	1%	10%	100%	100%
2.3.2 Define management theory.	1%	11%	100%	100%
2.3.3 Discuss three branches of classical management.	1%	20%	100%	100%
2.3.4 Explain behavioral management.	1%	20%	100%	100%
2.3.5 Explain the quantitative approach to management.	1%	11%	100%	100%
2.3.6 Summarize contemporary management theory.	0%	10%	---	---

Thanks for exploring the reporting features in G-W Ignite. If you need further assistance with your course, the **Help** tab provides additional step-by-step guidance. Enjoy a successful year!



## Documents / Resources

	<p><a href="#">G-W PUBLISHER Understanding Course and Standards Reports</a> [pdf] User Guide Understanding Course and Standards Reports, Understanding, Course and Standards Reports, Standards Reports, Reports</p>
---	--

## References

- [User Manual](#)

[Manuals+](#), [Privacy Policy](#)

This website is an independent publication and is neither affiliated with nor endorsed by any of the trademark owners. The "Bluetooth®" word mark and logos are registered trademarks owned by Bluetooth SIG, Inc. The "Wi-Fi®" word mark and logos are registered trademarks owned by the Wi-Fi Alliance. Any use of these marks on this website does not imply any affiliation with or endorsement.