

FXLuminaire®



**MODERN™ MP-40 Path Light**

**Contents** [ [hide](#) ]

- [1 MODERN MP-40 Path Light](#)
- [2 Quick Facts](#)
- [3 SPECIFICATIONS](#)
- [4 ORDERING INFORMATION](#)
- [5 PHOTOMETRICS](#)
- [6 Documents / Resources](#)
  - [6.1 References](#)

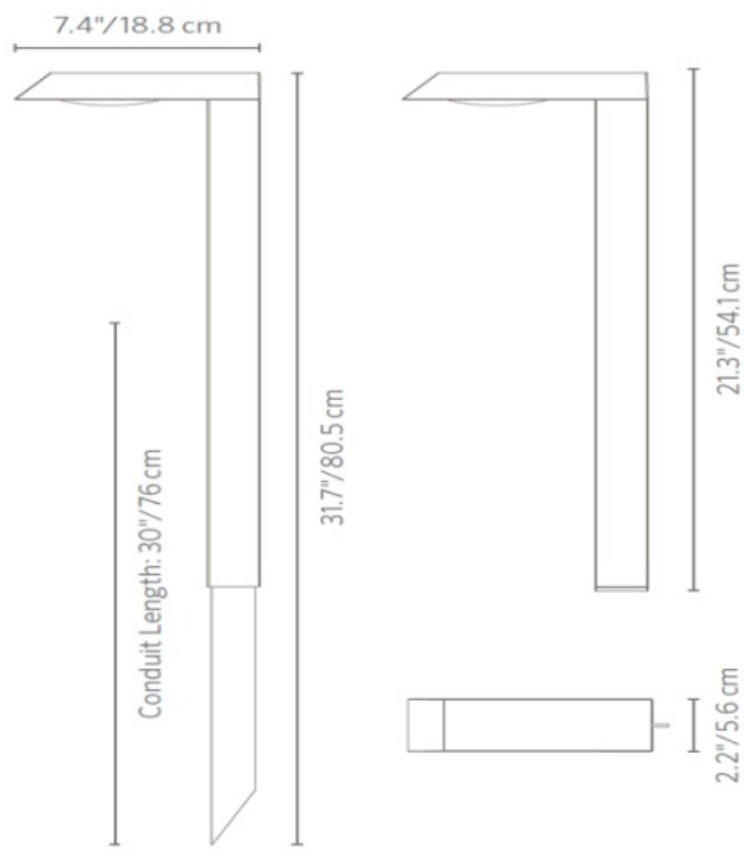
**MODERN MP-40 Path Light**

DESIGNER PLUS.....

PROJECT.....

CATALOG #.....  
TYPE.....  
NOTES.....

The ultra-modern MP-40 path light combines the versatility of die-cast aluminum with minimalist aesthetics to complement a range of contemporary installations.



Quick Facts

- Die-cast aluminum
- Two-layer marine-grade anodization and powder coat finish
- Cree® integrated LEDs
- Compatible with Luxor® technology
- Phase and PWM dimmable
- Input voltage: 10-15V
- 10-year limited warranty

SPECIFICATIONS

Lamp	1LED	ZDC
------	------	-----

Halogen Lumen Output Equivalent	10W	20W
Input Voltage	10 to 15V	11 to 15V
VA Total (Use this number to size the transformer)	2.4W	4.3W
Watts Used	2.0	3.6
Lumens per Watt (Efficacy)	36	21
Max Lumens	73	36
CRI (Ra)	83	82
Center Beam Candlepower (CBCP)	85	25
Dimming	PWM, Phase"	PWM, Phase"
RGBW Available	No	Yes
Luxor® Compatibility		
Default	Zoning	Zoning
ZD Option	Zoning/Dimming	Zoning/Dimming
ZDC Option	N/A	Color
Minimum Rated Life (L90)	50,000 Hrs	50,000 Hrs
CCT		
Pre-installed	2700K	N/A
LED Board Ordered Separately (755904)	3900K	N/A

## About FX Luminaire

As a leading manufacturer of landscape and architectural lighting, FX Luminaire provides innovative products, resources, and support to help customers bring their

visions to life. The company offers a range of specification-driven solutions, including fixtures, controls, and accessories, to enhance residential and commercial landscapes.

### **Materials**

Die-cast aluminum A380 housing and extruded riser with stainless steel hardware.

### **LED**

Integrated module with Cree LEDs. Gold-plated connectors and conformal coated for maximum reliability and corrosion resistance.

Proprietary on-board intelligent driver uses firmware-controlled temperature regulation, maximizing LED life. Field upgradeable and replaceable, the LEDs are rated to 50,000 hrs. Maximum drive current: 1 A.

### **Optics**

Polycarbonate color temperature adjustment lenses included with luminaire: 2,700K (preinstalled) and 3,900K (clear lens). Color temperature lenses are field serviceable.

### **Finish**

Two-layer protection of sulfuric acid anodization and polyester TGIC powder coat, providing superior outdoor weathering in all conditions.

Tested to ASTM standards.

### **Hardware**

Tamper-resistant stainless steel hardware. Ships with 30" (762 mm) length of 1 1/4" (32 mm) conduit.

### **Wiring**

18 AWG (1 mm); SPT-1W; 220°F (105°C); 300V; 10' (3 m) length.

### **Sockets**

Socket contains

MoistureBlock™ technology, preventing moisture from wicking up into sealed areas of the luminaire.

### **Power**

Input 10-15 VAC/VDC, 50/60Hz. Remote transformer required (specify separately).

### **Housing**

Die-cast aluminum housing with capacity for rectangular 1LED integrated LED.

### **Weight**

3.2 lbs. (1.45 kg)

### **Lens**

Frosted polycarbonate lens with high tolerance for thermal expansion, stress, and abuse.

International Compliance

Compliant per IEC 60598- 1 and IEC 60598-2-7 by selecting “e” option in parts builder.

Ambient Operating Temperature

0°F to 140°F (-18°C to 60°C)

Installation Requirements

Designed for installation in the downward lighting direction only.

Control

ZD or ZDC options utilize Luxor technology to zone luminaires in up to 250 groups, dim each group in 1% increments between 0 and 100%, or change to one of 30,000 colors with RGBW LEDs. Select the ZD option for zoning/dimming or ZDC for zoning/dimming/ color.

Standard luminaire is zoneable with Luxor.

Warranty Listings



ORDERING INFORMATION

[field\_spec\_builder\_mount] [field\_spec\_builder\_mount]

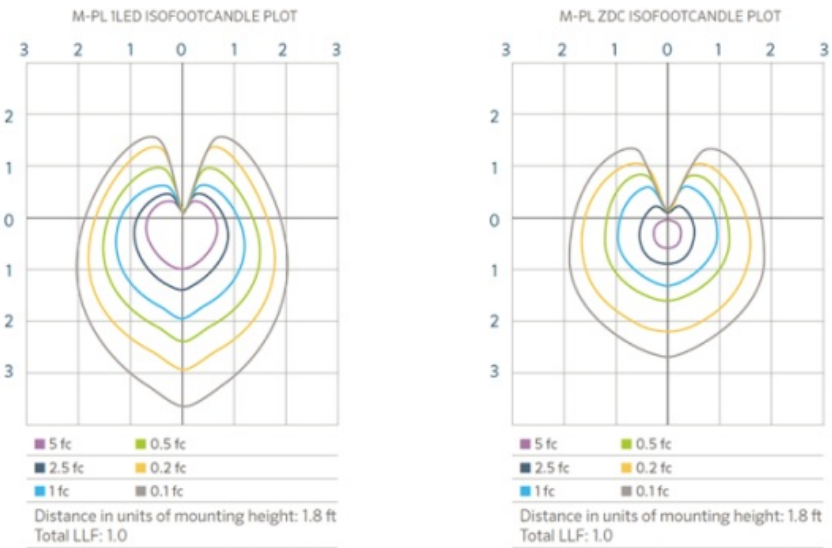
Fixture Control	Power	Color Temp	Compliance	Finish
<div>MP-40</div> <div>[Default] Zone with Luxor, On/Off, Phase Dimmable</div>	<div>1LED</div> <div>2.2 VA, 45 lm</div>	<div>W</div> <div>Warm (2700K)</div>	<div>[default]</div> <div>North America (UL Listed)</div>	<div>BZ</div> <div>Bronze Metallic</div> <div>FB</div> <div>Black</div> <div>DG</div> <div>Desert Granite</div> <div>WI</div> <div>Weathered Iron</div> <div>SB</div> <div>Sedona Brown</div> <div>FW</div> <div>Flat White</div> <div>SV</div> <div>Silver</div>
<div>ZD</div> <div>Zone/Dim with Luxor</div>	<div>[Default]</div> <div>2.2 VA, 45 lm, ZD Option Required</div>	<div>S</div> <div>Soft (3000K)</div>	<div>E</div> <div>International (CE Certified)</div>	
<div>ZDC</div> <div>Zone/Dim/Color with Luxor</div>	<div>[Default]</div> <div>4.3 VA, 35-45 lm, ZDC Option Required</div>	<div>T</div> <div>Wildlife-Friendly (585 to 595 nm)</div> <div>[Default]</div> <div>RGBW, ZDC Option Required</div>		

EXAMPLE FIXTURE CONFIGURATION: M-PL-ZD-1LED-SV



\* Ships with 30" (762 mm) length of 1 1/4" (32 mm) conduit

PHOTOMETRICS



ORDERING INFORMATION

MOUNTING OPTIONS: Specify Separately

Mounts	Catalog No.	
Conduit Stabilizer for M PJ, M-PK, MP-40, and M-PZ Modern Path Lights	CSKIT-MPL	
Deck Mount for MP-40 and M-PK Modern Path Lights	M-PL-DM-XX*	

POWER OPTIONS: Specify Separately

Power	Catalog No.	
Low-Voltage Dimmer	DIM-LV	
Mini Plug-In Transformer, 30 W	MT-30W	FXLuminaire accessory
Step-Down Transformer, Dimmable (120 V to 12 V)	ST-120-DIM	
Step-Down Transformer, UV (120/27 7 V to 12 V)	ST-UV	
Luxor CUBE- Low-voltage	LCM-LV	
Plug-In Transformer, 6 W	MT-6W	FXLuminaire accessory
Step-Down Transformer (120V to 12 V)	ST-HV	
Surge Protection Module	SURGE-MOD	


# FXLuminaire®

LANDSCAPE AND ARCHITECTURAL LIGHTING

Learn more. Visit: [fxl.com](http://fxl.com) | +1 [760-744-5240](tel:760-744-5240)

Generated 20 May 2025 13:57:09

## Documents / Resources

	<p><a href="#">FX Luminaire MODERN MP-40 Path Light [pdf]</a> Owner's Manual MP-40, MP-40 Series ZDC RGBW, MODERN MP-40 Path Light, MODERN MP-40, Path Light, Light</p>
---	---

## References

- [User Manual](#)

FX

Luminaire

FX Luminaire, Light, MODERN MP-40, MODERN MP-40 Path Light, MP-40, MP-40 Series ZDC RGBW, Path Light

---

## Leave a comment

Your email address will not be published. Required fields are marked \*

Comment \*

Name

Email

Website

☐ Save my name, email, and website in this browser for the next time I comment.

**Post Comment**

**Search:**

e.g. whirlpool wrf535swhz

**Search**



This website is an independent publication and is neither affiliated with nor endorsed by any of the trademark owners. The "Bluetooth®" word mark and logos are registered trademarks owned by Bluetooth SIG, Inc. The "Wi-Fi®" word mark and logos are registered trademarks owned by the Wi-Fi Alliance. Any use of these marks on this website does not imply any affiliation with or endorsement.