

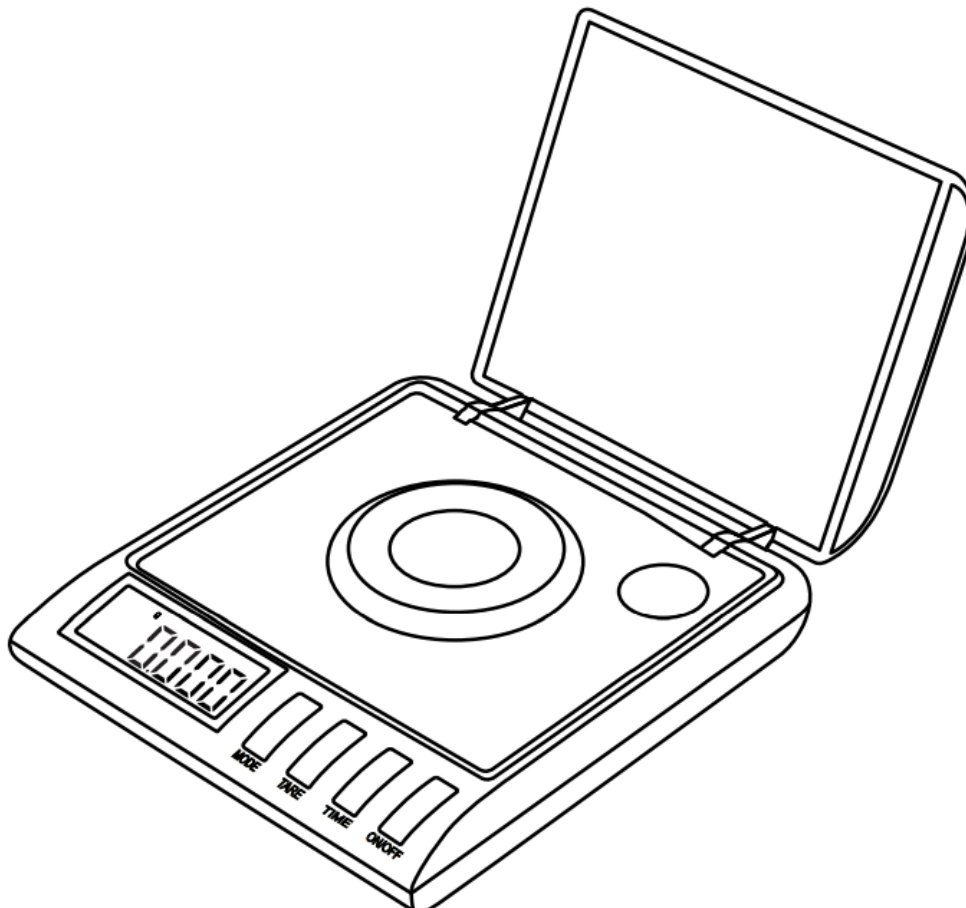


Fuzion KD-Series Professional Digital Scale Instruction Manual

[Home](#) » [Fuzion](#) » Fuzion KD-Series Professional Digital Scale Instruction Manual 

Fuzion®

KD-Series
PROFESSIONAL DIGITAL SCALE



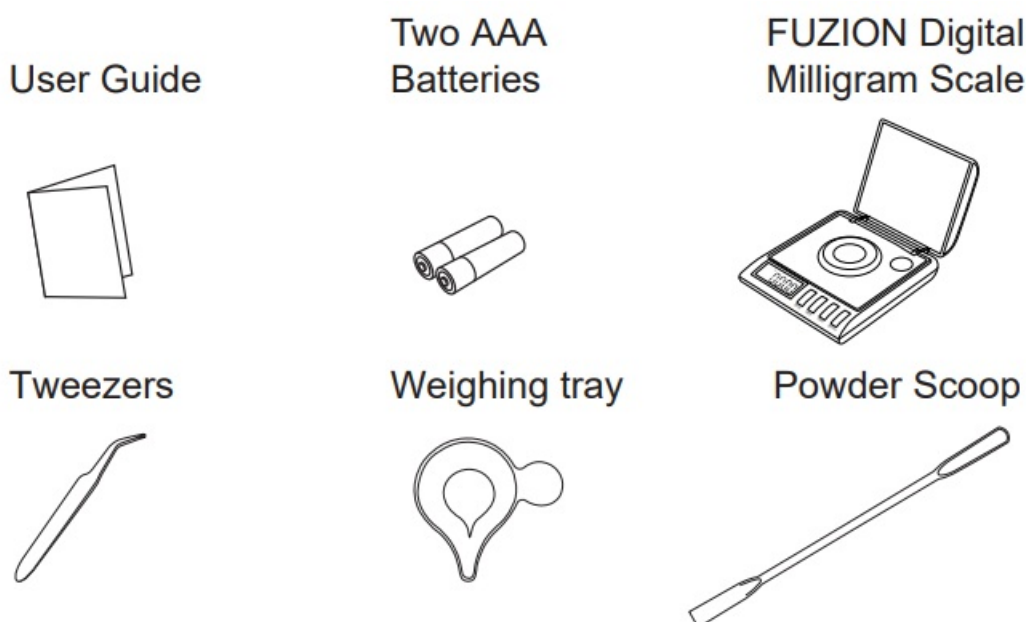
Thanks for purchasing the Fuzion Digital Milligram Scale! This User Guide is designed to get you up and running

quickly with your scale. Scales are precision instruments and require proper care and skill to get the best results. If you have questions or need support, please feel free to reach out our customer support: support@fuzionglobal.com

Contents

- 1 What's in the Box
- 2 Key Descriptions
- 3 Weighing Your First Item
- 4 Things to Avoid
- 5 Tare Function
- 6 Specifications
- 7 Documents / Resources
 - 7.1 References

What's in the Box



Key Descriptions

MODE	TARE	TIME	ON/OFF
-------------	-------------	-------------	---------------

ON/OFF

– Turns the scale ON or OFF.

MODE

– Changes the weighing unit.

TIME


– Zero's the scale. Also subtracts the weight of an empty container (see Tare Function).

TARE

– Press and hold the button to set Auto-off time (180=180s/0=never).

Weighing Your First Item

1. Press the **ON/OFF** key to turn the scale on.
2. Place the item on the center of the weighing platform.
3. Take your reading from the display. You can press the **MODE** key to convert between weighing units.
4. The scale's auto-off function will turn the scale off after 3 minutes of inactivity or you can press the **ON/OFF** key to turn the scale off.



Things to Avoid



Unlevel Surfaces



**Radio Frequency
Interference**



High Humidity



Air Currents



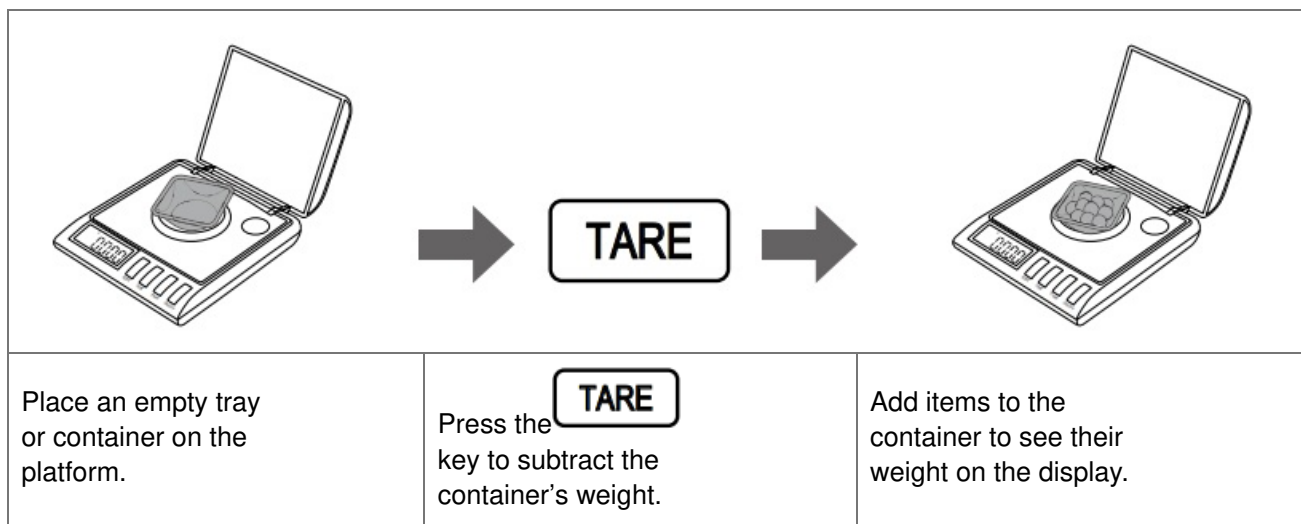
Vibration



Extreme Temps

Tare Function

The Tare function allows you to subtract the weight of a container so that the display only shows the weight of the contents.



NOTE: The weight of the container will subtract from the available capacity and will leave a negative value on the display once the weight is removed.

Press

TARE

 again to return the display to zero.

Auto-Off

1. Turn on the scale.
2. Press and hold

TIME

 button, "0"/"60"/"120"/"180" will be displayed repeatedly.
3. Release

TIME

 button when the display shows the time you want. (If "0" is selected, the auto-off function will be disabled.)
4. The display will show "PASS", then turn off automatically.

Accuracy

Your scale comes calibrated from the factory and most users won't need to calibrate their scale for a long time. You should check your scale's accuracy periodically using calibration weights and perform calibration if necessary.
NOTE: Only use trusted calibration weights.

Calibration



Calibration is permanent and should only be performed using accurate calibration weights that match the requirements for your scale.
 Do not use coins or other household items to calibrate.

1. Prepare the required weight for your scale. (see chart on back)
2. Find a flat and level surface to perform calibration and let the scale adjust to room temperature.
3. Press


ON/OFF

 to turn the scale on and wait for the scale to stabilize.
4. Make sure nothing is on the platform then press and hold

MODE

 the display will show "CAL" first, then flash "20.00".
5. Place one 20g calibration weight on the center of the platform.
6. The display will show "40.00", then place another 20g weight calibration to the center of the platform.
7. The screen will show "pass" then return to normal weighing mode. You may now turn the scale off or continue


weighing.



Specifications

	KD-50	KD-20
Max Capacity	50.000g / 1.7637oz /1.6075ozt / 32.150dwt / 250.00ct / 771.62gn	20g / 0.7054oz /0.6430ozt / 12.860dwt / 100.00ct / 308.64gn
Readability	0.001 g / 0.0001 oz /0.0001 ozt / 0.001 dwt / 0.005ct / 0.02 gn	0.001 g / 0.0001 oz /0.0001 ozt / 0.001 dwt / 0.01ct / 0.02 gn
Weighing Units	g, oz, ozt, dwt, ct, gn	
Dimensions	Overall: 3.89inx3.50inx1.22in(LxWxH) Platform: 1.65inX1.65in(LxW) Display: 1.41inx0.62in(LxW)	
Calibration Weight	20g X 2	20g
Power	2 x AAA Batteries	
Warranty	2 Year Limited Warranty	

Documents / Resources

	<p>Fuzion KD-Series Professional Digital Scale [pdf] Instruction Manual</p> <p>KD-Series Professional Digital Scale, KD-Series, Professional Digital Scale, Digital Scale</p>
---	---

References

- [User Manual](#)

Manuals+, Privacy Policy

This website is an independent publication and is neither affiliated with nor endorsed by any of the trademark owners. The "Bluetooth®" word mark and logos are registered trademarks owned by Bluetooth SIG, Inc. The "Wi-Fi®" word mark and logos are registered trademarks owned by the Wi-Fi Alliance. Any use of these marks on this website does not imply any affiliation with or endorsement.