



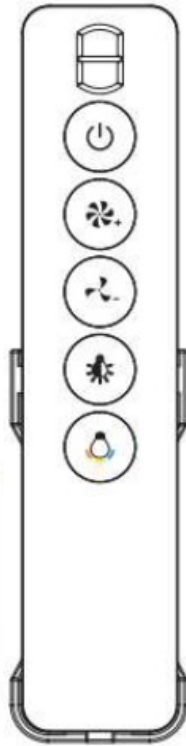
[Home](#) » [Funpower](#) » **FUNPOWER FT1205YG Remote Control Transmitter User Manual** 

Contents [[hide](#)]

- [1 FUNPOWER FT1205YG Remote Control Transmitter](#)
- [2 Specifications](#)
- [3 Product Usage Instructions](#)
- [4 Operation Instructions](#)
- [5 Use precautions](#)
- [6 FCC Instructions](#)
- [7 FAQs](#)
- [8 Documents / Resources](#)
 - [8.1 References](#)



FUNPOWER FT1205YG Remote Control Transmitter



Specifications

- Model: FT1205YG
- Function: Remote Control Transmitter
- Light Control: ON/OFF, Color Switching
- FCC ID: 2ABUP-FT1205YG

Product Usage Instructions

Operation Instructions

To operate the FT1205YG Remote Control Transmitter, follow these steps:

1. Light ON/OFF: Press the corresponding key on the transmitter to turn the light on or off.
2. Color Switching: Use the color switching key to change the color of the light.

Use Precautions

1. If the LED indicator does not turn on when pressing a key on the transmitter, check the battery installation.
2. If the LED indicator flashes when pressing a key, it indicates low battery voltage. Replace the battery with a new one.

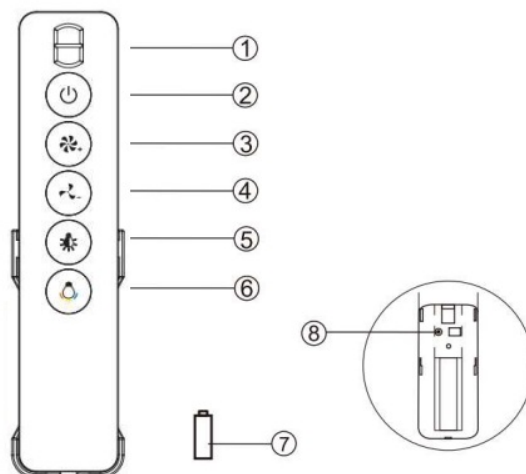
3. Remove the battery from the transmitter if it will be unused for an extended period.

FCC Instructions

FCC ID: 2ABUP-FT1205YG

Operation Instructions

1. LED Indicator
2. Fan ON/OFF (Pairing Button)
3. Fan Speed Up
4. Fan Speed Down
5. Light ON/OFF
6. Color switching
7. BATTERY: 12V/23Ax 1
8. Fan Forward/Reverse



Use precautions

1. When pressing the key of the transmitter, the LED indicator doesn't turn on. Please inspect the battery installation.
2. When pressing the key of the transmitter, the LED indicator flashes, which means the battery has low voltage. Please replace a new one.
3. Please pull out the battery from the transmitter when leaving it unused for a long time.

FCC Instructions

This product has been tested and found to comply with the limits for a Class B digital device, under Part 15 of the FCC Rules. These limits are designed to provide reasonable protection against harmful interference in a residential installation. This product generates, uses, and can radiate radio frequency energy and, if not installed and used by the instructions, may cause harmful interference to radio communications. However, there is no guarantee that interference will not occur in a particular installation.

If the product does cause harmful interference to radio or television reception, which can be determined by turning the equipment off and on, the user is encouraged to try to correct the interference by one or more of the following measures:

- Reorient or relocate the receiving antenna.
- Increase the separation between the product and the receiver.
- Connect the product to an outlet on a circuit different from that to which the receiver is connected. — Consult the dealer or an experienced radio/TV technician for help.

This device complies with Part 15 of the FCC Rules. Operation is subject to the following two conditions:

1. This device does not cause harmful interference, and
2. This device must accept any interference received, including interference that may cause Undesired operation.

Warning: Changes or modifications not expressly approved by the party responsible for compliance could void the user's authority to operate the product.

FCC ID: 2ABUP-FT1205YG

FAQs

- **Q: What should I do if the remote control transmitter is not working?**

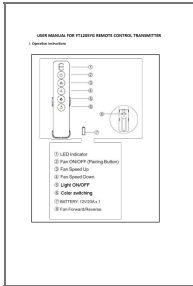
A: Check the battery installation and replace the battery if needed. Ensure there is no obstruction between the transmitter and the receiver.

- **Q: How do I change the battery in the transmitter?**

A: To change the battery, open the battery compartment on the transmitter, remove

the old battery, and insert a new one following the polarity markings.

Documents / Resources



[FUNPOWER FT1205YG Remote Control Transmitter \[pdf\]](#) User Manual
2ABUP-FT1205YG, 2ABUPFT1205YG, ft1205yg, FT1205YG Remote Control Transmitter, FT1205YG, Remote Control Transmitter, Control Transmitter, Transmitter

References

- [User Manual](#)

Funpower
2ABUP-FT1205YG, 2ABUPFT1205YG, CONTROL TRANSMITTER, ft1205yg, FT1205YG Remote Control Transmitter, Funpower, Remote Control Transmitter, Transmitter

Leave a comment

Your email address will not be published. Required fields are marked *

Comment *

Name

Email

Website

☐ Save my name, email, and website in this browser for the next time I comment.

Post Comment

Search:

e.g. whirlpool wrf535swhz

Search

[Manuals+](#) | [Upload](#) | [Deep Search](#) | [Privacy Policy](#) | [@manuals.plus](#) | [YouTube](#)

This website is an independent publication and is neither affiliated with nor endorsed by any of the trademark owners. The "Bluetooth®" word mark and logos are registered trademarks owned by Bluetooth SIG, Inc. The "Wi-Fi®" word mark and logos are registered trademarks owned by the Wi-Fi Alliance. Any use of these marks on this website does not imply any affiliation with or endorsement.