



# FUNLAX B0C3QT712L Folding Storage Box Installation Guide

[Home](#) » [FUNLAX](#) » FUNLAX B0C3QT712L Folding Storage Box Installation Guide 

## Contents

- [1 FUNLAX B0C3QT712L Folding Storage Box](#)
- [2 Product Specifications](#)
- [3 Product Usage Instructions](#)
- [4 Warm Tips](#)
- [5 FAQ](#)
- [6 Installation Instructions](#)
- [7 Documents / Resources](#)
  - [7.1 References](#)
- [8 Related Posts](#)

FUNLAX

**FUNLAX B0C3QT712L Folding Storage Box**



## Product Specifications

- **Material:** PP (Polypropylene)
- **Dimensions:** [Insert dimensions]
- **Weight:** [Insert weight]
- **Color:** [Insert color]

## Product Usage Instructions

### Step 1: Unfolding the Side Panels

- Start by unfolding the two side panels of the folding storage box.

### Step 2: Unfolding the Back Panel

- Next, unfold the back panel and fasten the connection to ensure stability.

### Step 3: Unfolding the Front Panel

- Unfold the front panel and fasten the connection to complete the assembly.

### Step 4: Covering the Reinforced Bezel

- Place the reinforced bezel over the assembled panels to provide additional support.

### Step 5: Installing the Top Panel

- Finally, install the top panel onto the folding storage box to close it securely.

**Note:** Before assembling, please check each connection to ensure it is correct. If any connection is loose, press the folding storage box to make it more solid. You can refer to the provided picture for guidance.

## Warm Tips

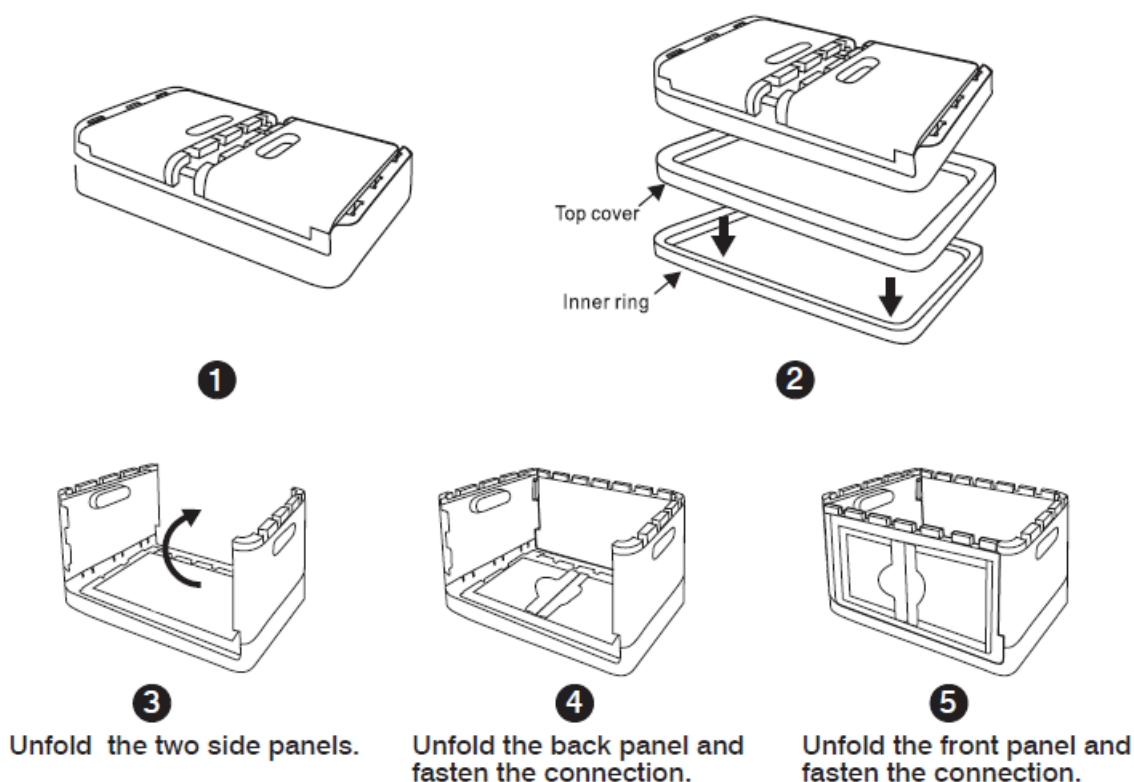
1. This product is made of PP, which may deform in a high-temperature environment. Keep it away from heating objects such as furnaces.
2. For daily cleaning, use a sponge and detergent. Avoid using a brush to clean.
3. Ensure that the buckle is pressed in place for added stability.

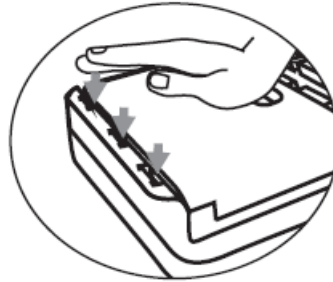
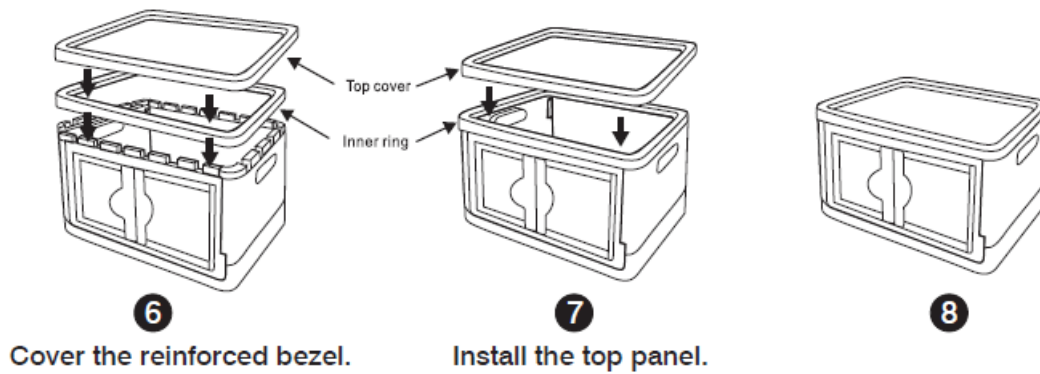
## FAQ

- **Q:** Can I use this folding storage box outdoors?
- **A:** Yes, you can use it outdoors. However, it is recommended to protect it from direct sunlight and extreme weather conditions.
- **Q:** Can I stack multiple folding storage boxes on top of each other?
- **A:** Yes, you can stack multiple folding storage boxes to save space. Ensure that each box is securely fastened before stacking.
- **Q:** What is the maximum weight capacity of the folding storage box?
- **A:** The maximum weight capacity of the folding storage box is [Insert weight capacity]. Please avoid exceeding this limit to prevent damage.

## Installation Instructions

### Folding Storage Box Installation Steps





- Before the rassemblement, please check that each connection is correct or not; If the connection is loose, please press the folding storage box to ensure that it's more solid (You can also refer to the picture)

### Warm Tips

1. This product is made of PP, which makes it easy to produce deformation in a high-temperature environment. Please keep it away from heating objects such as furnaces.
2. Use a sponge and detergent for daily cleaning. Please do not use a brush to clean.
3. Make sure the buckle is pressed in place, it will be more stable.

### Documents / Resources

	<p><a href="#">FUNLAX B0C3QT712L Folding Storage Box</a> [pdf] Installation Guide</p> <p>B0C3QT712L Folding Storage Box, B0C3QT712L, Folding Storage Box, Storage Box, Box</p>
--	--

### References

- [User Manual](#)