




FUGOO F2INK01-C Bluetooth Speaker User Manual

[Home](#) » [FUGOO](#) » FUGOO F2INK01-C Bluetooth Speaker User Manual 

Contents

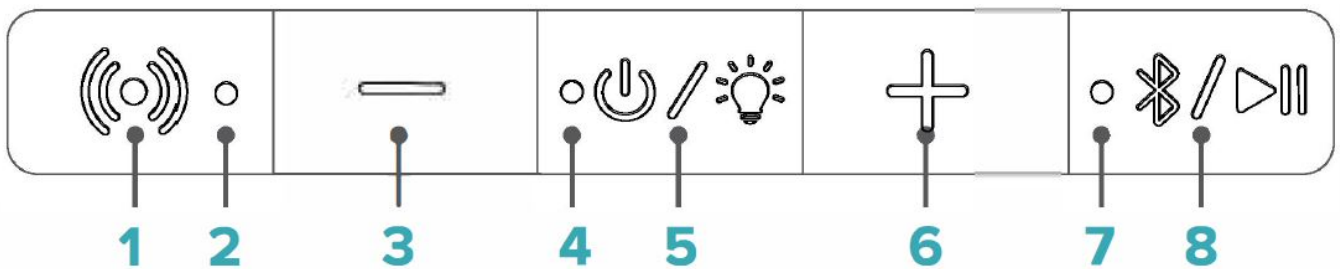
- 1 FUGOO F2INK01-C Bluetooth Speaker
- 2 Controls & Power Input
- 3 Assembly
- 4 Power
- 5 Audio
- 6 LED Lights
- 7 Connect App
- 8 Standby Mode
- 9 Specifications
- 10 Legal Notices
 - 10.1 FCC Statement
 - 10.2 IC Statement
- 11 Limited Warranty
 - 11.1 Support
- 12 Claims and Dispute Resolution
- 13 FCC WARNING STATEMENT
- 14 IC WARNING STATEMENT
- 15 Documents / Resources
- 16 Related Posts





Controls & Power Input

Control Panel



1. CSB Button (Broadcast Pairing)
2. CSB LED (White/Orange)
3. Decrease Volume (-) Button
4. Power LED (Red)
5. Power/Light Button
6. Increase Volume (+) Button
7. Bluetooth LED (Blue)
8. Bluetooth & Play/Pause Button

Caution (Read Before Using)

- Height of the flame can change without warning. NEVER pass any objects over the glass of the unit while the fire is on. Never reach into a glass while the fire is on.
- This product produces high temperatures that creates hot surfaces. Appropriate care should be taken to avoid physical contact with these surfaces.
- Allow the glass and fuel tank to cool completely before touching.

- Be careful when handling, as glass and fuel canister may be hot. Make certain the product has cooled completely. Wear protective gloves and eyewear when handling product to prevent injury.
- Do not allow children near the flame unsupervised.
- Do not use during excessive wind conditions.
- Do not leave flame unattended while burning.
- Do not move the unit while the flame is burning.
- Use the fuel tank cover to extinguish the flame. Wait for the unit to cool before removing the glass and fuel tank, before moving.
- Do not place the product on an uneven or sloped surface.
- Do not refill fuel before fuel tank cools completely.

Assembly

CAUTION: NEVER move, assemble or disassemble the product while the fire feature is ignited. Wait 10 minutes before moving, assemble or disassemble after the fire feature has extinguished. NEVER refill the fuel while the fire feature is ignited. NEVER tilt the product while the fire feature is ignited, the fuel may spill out.

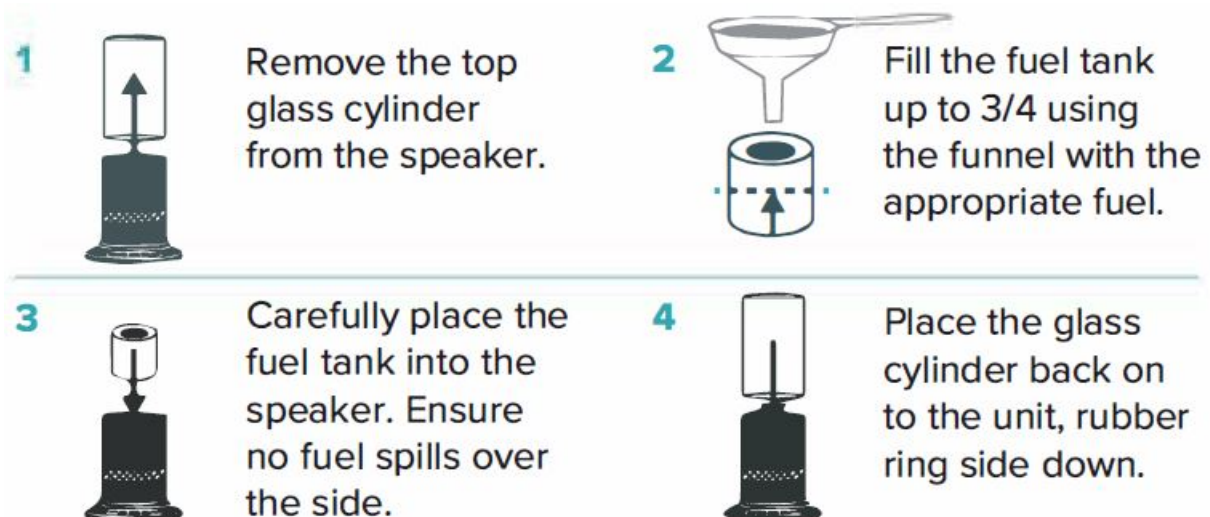
Metal Frame.

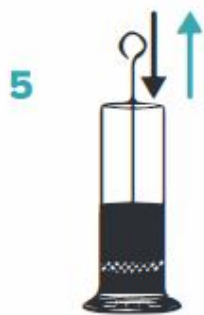
The metal frame of the product can be disassembled by unlocking it from the base. (See graphic for details) 'b ti

Real Fire Feature

Do this over a non-flammable surface with a fire extinguisher in range. Estimated 2 hours of burning life.

Igniting the fire:





5 Dip the end of the extension rod into the fuel to coat a small amount in fuel.



6 Light* the end of the extension rod that was dipped into the fuel. Using a candle lighter is recommended.

**Lighter not included.*



7 Carefully lower the extension rod into the glass cylinder to light the fuel.



8 Extinguish the flame at the end of the extension rod and remove any remaining fuel before storing.

Extinguish the fire:



Lower fuel cap using the extension rod to smoothen the flame.

Power

Charging The Unit

IMPORTANT: Before first use, charge for 6 hours.

Connect a USB-C CORD into the USB-C PORT and the other end into a USB AC adapter and power outlet.

To Prolong Battery Life:

- If the product is stored fully charged, re-charge every 3 months; not to exceed 6 months between charges.
- If the unit is stored with no charge, do not exceed 15 days without charging.

Full Charge Achieved:

6 Hours while unit is powered OFF.

Power ON/OFF

ON Hold button (1 second)

OFF Hold button (2 seconds)

Power LED:

- Charging Breathing

- Low Rapid Blink
- Full Solid
- Standby off

Audio

Bluetooth Pairing

The product will automatically enter into Bluetooth mode when powered ON and will search for the last audio device it was paired to.

IMPORTANT: Pair devices within 3 feet (1 meter); Max signal range of 33 foot (10 meter); Signal disruption/loss may occur when devices are out of range from each other.

Turn your audio source device's Bluetooth ON and select "FUGOO INFERNO"

Bluetooth LED:

Pairing Blinking
 Paired Solid
 Disconnect Hold the bluetooth button/ ► II button for (3 seconds)

CSB Pairing

Connect up to six CSB FUGOO compatible products.

Transmitter: Pair the first CSB compatible product to a Bluetooth external audio device source. (See Bluetooth Pairing)

Receiver: Power ON one CSB compatible product at a time.

DO NOT Bluetooth pair the receiver to the external audio device source. (See Bluetooth; Disconnect)

Pair Click((•)) Button

CSB LED:

- Searching Orange Blink
- Transmitter Paired White Solid
- Receiver Paired Orange Solid

Bluetooth Audio Controls

These controls are also available on your mobile device using the Fugoo Connect App.

Play/ Pause Click t/ ► 11 button
 Volume Up Click + button
 Volume down Click – button
 Next Track Hold + button (2 seconds)
 Previous Track Hold – button (2 seconds)

LED Lights

Button Functions

These controls are also available on your mobile device using the Fugoo Connect App.

RGB lights are ONLY available while the unit is ON.

- ON Click button
- Cycle Light Modes (see table below) Click button
- OFF Double Click button

15 Light Modes

1. All Colors Solid (1 second)

2. All Colors Breath
3. Follow with Music
4. All Colors Chrome
5. Solid Red
6. Solid Green
7. Solid Blue
8. Solid Yellow
9. Solid Purple
10. Solid Cyan
11. Solid White
12. Amber Flip
13. Amber Breath
14. Amber Solid
15. Amber Pulse

Connect App

The Fugoo Connect App allows you to control the product from your Bluetooth connected smart device:

- Volume Levels
- LED Light Mode
- LED Brightness
- Set to Standby
- Multi-Pair CSB compatible products
- Check Battery Level



**Phone is not included.*

Standby Mode

Battery Power

When the product is running on battery mode (the product is not charging or plugged in), use the Fugoo Connect

App to set the product to Off. The product will then enter standby mode. After 3 hours of being on standby, the product will turn off to save on battery life. You can reactivate the product before the 3 hours by using the app. After 3 hours of standby, the product will need to be powered back on manually.

A/C Power

When the product is plugged into A/C adapter, use the Fugoo Connect App to set the product to Off. The product will be in standby mode until it is either unplugged or turned back on through the app or manually pressing the product's power button.

Specifications

Power

Power Input USB-C 5V/1A
Battery Type 3.7V / 4400mAh
Battery Life 30 Hours (at 60% Volume)

Audio

Drivers (x2) 1.75" + Passive Radiator
Audio Output 20 Watt
THD + Noise 10%
Signal-to-Noise > 70dB

Connectivity

Bluetooth Version 5.0
Range 10m / 33 feet
Construction
Materials Metal Grill, Rubber, Glass & Plastic (Fireproofed)
Weight 7.1lbs. / 3.2kg
Dimensions (H x W x D) 18.2" x 8.26" x 8.26"
462 x 210 x 210mm

Environment

Water Resistant IPX5
Operating Temp. Range ... 32°F to 104°F / 0°C to 40°C
Operating Humidity 40-90% RH
Storage Temp. Range -13°F to 158°F / -25°C to 70°C

Legal Notices

FCC Statement

This product has been tested and found to comply with the limits for a Class B digital device, pursuant to part 15 of the FCC Rules. These limits are designed to provide reasonable protection against harmful interference in a residential installation. This product generates uses and can radiate radio frequency energy and, if not installed and used in accordance with the instructions, may cause harmful interference to radio communications. However, there is no guarantee that interference will not occur in a particular installation. If this product does cause harmful interference to radio or television reception, which can be determined by turning the equipment off and on, the user is encouraged to try to correct the interference by one or more of the following measures:

- Reorient or relocate the receiving antenna.
- Increase the separation between the product and receiver.
- Connect the product into an outlet on a circuit different from that to which the receiver is connected.
- Consult the dealer or an experienced radio/TV technician for help.

This product complies with FCC radiation exposure limits set forth for an uncontrolled environment. This product complies with Part 15 of the FCC Rules. Operation is subject to the following two conditions: (1) this product may not cause harmful interference, and (2) this device must accept any interference received, including interference that may cause undesired operation.

Caution!

Any changes or modifications not expressly approved by the party responsible for compliance could void the user's authority to operate the equipment.

IC Statement

This product complies with Industry Canada license-exempt RSS standard(s). Operation is subject to the following two conditions: (1) this product may not cause interference, and (2) this device must accept any interference, including interference that may cause undesired operation of the device.

This equipment meets the exemption from the routine evaluation limits in section 2.5 of RSS-102. It should be installed and operated with a minimum distance of 20cm between the radiator and any part of your body.

Limited Warranty

This Fugoo-branded Product, marketed as new, in the original carton to the original purchaser ("Product"), is warranted by Blowfish Audio, LLC against manufacturing defects in materials and workmanship for a limited warranty period of one (1) year for labor and one (1) year for parts. This Limited Warranty is conditioned upon proper use of product by you, the purchaser. This Limited Warranty does not apply to store display products and product sold as a "marked down" special, in as is condition, "close outs", "liquidation and clearance sales", "open box", "products missing accessories", or "no fault found".

Proof of purchase in the form of a Bill of Sale, Receipt or Receipted Invoice is evidence the Product is within the Limited Warranty period. The Bill of Sale, Receipt or Receipted Invoice must be presented as a pre-condition to obtaining the Limited Warranty service.

This Limited Warranty begins on the original date of purchase and is valid only on Products purchased through authorized dealers and used In the United States, Puerto Rico, and Canada by the original Purchaser. To receive warranty service, the Purchaser must first contact us for problem determination and service procedures. The original dated Bill of Sale, Receipt or Receipted Invoice must be presented upon request as proof of purchase.

We will repair your Product or if repairs cannot be made, we will replace it at no charge with the same or similar product. If the Product is defective as specified in this limited warranty during the limited warranty period, we may use new or remanufactured parts to repair the Product. All replaced parts and products become our property and must be returned to us. Replacement parts and products assume the remaining original limited warranty, or ninety (90) days, whichever is longer.

Product freight must be prepaid by you, the original Purchaser and shipped in either its original packaging or packaging affording an equal degree of protection. We will not be responsible for or obligated to replace damaged Products.

If the Product is received damaged, it is your responsibility as the consumer to file a claim against the carrier. We will only store the damaged Product for 30 days and reserve the right, in our sole discretion, to dispose of the damaged Product or ship it back to you at your expense.

This Limited Warranty covers manufacturing defects in materials and workmanship encountered in normal, and except to the extent otherwise expressly provided for in this statement noncommercial use of this Product, and shall not apply to the following, including, but not limited to: Damage which occurs in shipment; delivery and installation; applications and uses for which this Product was not intended; altered Product or serial numbers;

cosmetic damage or exterior finish: accidents, abuse, neglect, fire, water, lightning or other acts of nature; use of products, equipment, systems, utilities, services, hardware, supplies, accessories, applications, installations, repairs, external wiring or connectors not supplied or authorized by us or the manufacturer, which damage this Product result in service problems: incorrect electrical line voltage, fluctuations and surges: customer adjustments and failure to follow operating instructions, cleaning, maintenance and environmental instructions that are covered and prescribed in the instruction book; reception problems and distortion related to noise, echo, interference or other signal transmission and delivery problems, and burned-in images. Uninterrupted or error-free operation of the Product is not warranted.

THERE ARE NO EXPRESS OR IMPLIED WARRANTIES OTHER THAN THOSE LISTED AND DESCRIBED ABOVE, AND NO WARRANTIES WHETHER EXPRESS OR IMPLIED, INCLUDING, BUT NOT LIMITED TO, ANY IMPLIED WARRANTIES OF MERCHANTABILITY OR FITNESS FOR A PARTICULAR PURPOSE, SHALL APPLY AFTER THE EXPRESS WARRANTY PERIODS STATED ABOVE, AND NO OTHER EXPRESS WARRANTY OR GUARANTY GIVEN BY ANY PERSON, FIRM OR CORPORATION WITH RESPECT TO THIS PRODUCT SHALL BE BINDING ON US. REPAIR OR REPLACEMENT AS PROVIDED UNDER THIS LIMITED WARRANTY IS YOUR EXCLUSIVE REMEDY AS THE CONSUMER. WE SHALL NOT BE LIABLE FOR ANY INCIDENTAL, OR CONSEQUENTIAL DAMAGES FOR BREACH OF ANY EXPRESS OR IMPLIED WARRANTY ON THIS PRODUCT; EXCEPT TO THE EXTENT PROHIBITED BY APPLICABLE LAW, ANY IMPLIED WARRANTY OF MERCHANTABILITY OR FITNESS FOR A PARTICULAR PURPOSE ON THIS PRODUCT IS LIMITED FOR THE DURATION OF THIS LIMITED WARRANTY THIS LIMITED WARRANTY SHALL NOT EXTEND TO ANYONE OTHER THAN THE ORIGINAL PURCHASER OF THIS PRODUCT, IS NONTRANSFERABLE AND STATES YOUR EXCLUSIVE REMEDY.

Some States or Provinces do not allow limitations on how long an implied warranty lasts, or the exclusion or limitation of incidental or consequential damages, so the above limitations or exclusions may not apply to you. This Limited Warranty gives you specific legal rights, and you may also have other rights, which vary from State to State, or Province to province. Any provision contained herein which is found contrary to State, Province or local laws shall be deemed null and void and the remaining provisions shall continue in full force and effect.

Support

To obtain warranty service, please contact technical support with questions

Phone: Telephone: (877) 435 7596

Email: support@fugoo.com

Please visit [Fugoo.com](https://www.fugoo.com) for Chat support.

Hours of Operation: Monday – Friday: 6:00 am – 6:00 pm (PST); Saturdays: 8:00 am to 4:30 pm (PST)

Sunday: CLOSED

Claims and Dispute Resolution

RUSSELL DISTRIBUTION COMPANY, LLC AND YOU AGREE THAT ALL CLAIMS OR DISPUTES ARISING IN ANY WAY FROM THIS LIMITED WARRANTY OR THE SALE, CONDITION OR PERFORMANCE OF THE PRODUCT, WHETHER BASED IN CONTRACT, TORT, STATUTORY, FRAUD, MISREPRESENTATION OR ANY OTHER LEGAL THEORY, AND ALL CLAIMS THAT ARE SUBJECT OF A PURPORTED CLASS ACTION LITIGATION THAT YOU ARE NOT A MEMBER OF THE CERTIFIED CLASS, SHALL BE RESOLVED THROUGH ARBITRATION AS PROVIDED FOR HEREIN, OR IN SMALL CLAIMS COURT, AND NOT BY A TRIAL BY JURY. YOU WAIVE THE RIGHT TO A TRIAL BY JURY AND WAIVE THE RIGHT TO PARTICIPATE IN CLASS ACTIONS ARISING FROM OR RELATING TO ANY AND ALL CLAIMS AND DISPUTES WITH Russell Distribution.

YOU AGREE THAT YOU MAY ARBITRATE CLAIMS AGAINST Russell Distribution ONLY IN YOUR INDIVIDUAL CAPACITY AND NOT AS A PLAINTIFF, A CLASS REPRESENTATIVE, OR CLASS MEMBER IN ANY CLASS OR REPRESENTATIVE PROCEEDING. THIS AGREEMENT EVIDENCES A TRANSACTION IN INTERSTATE COMMERCE, AND THUS THE FEDERAL ARBITRATION ACT GOVERNS THE INTERPRETATION AND ENFORCEMENT OF THIS PROVISION. THIS PARAGRAPH SHALL SURVIVE THE TERMINATION OF THIS LIMITED WARRANTY.

RUSSELL DISTRIBUTION REQUIRES THAT YOU ARBITRATE YOUR CLAIMS AGAINST RUSSELL

DISTRIBUTION PURSUANT TO THE ARBITRATION DESCRIBED BELOW PRIOR TO YOUR EXERCISE OF YOUR RIGHTS PURSUANT TO TITLE I OF THE MAGNUSON-MOSS WARRANTY ACT. TITLE I OF THE MAGNUSONMOSS WARRANTY ACT DOES NOT REQUIRE YOU TO PURSUE RIGHTS AND REMEDIES AVAILABLE TO YOU THAT ARE NOT PROVIDED BY TITLE I OF THE MAGNUSON- MOSS WARRANTY ACT.

Any such arbitration shall not be combined or consolidated with a claim or dispute involving any other person's or entity's product or claim or dispute, and specifically, without limitation of the foregoing, shall not under any circumstances proceed as part of a class action or class arbitration. If you intend to seek arbitration you must first email Russell Distribution at support@mymonsteraudio.com a notice of dispute, at least thirty (30) days in advance of initiating the arbitration. The notice must include: (i) a description of your claim and the basis of the dispute; and (ii) a description of the relief you are seeking. If Russell Distribution and you do not reach an agreement to resolve the claim within thirty (30) days after Russell Distribution receives your notice, you or Russell Distribution may commence an arbitration proceeding.

The arbitration will take place in Los Angeles, California or a mutually agreed upon location. Arbitration shall be administered by JAMS, or alternatively a mutually agreed upon arbitrator or arbitration service, under the applicable commercial arbitration rules for JAMS or the mutually agreed upon arbitration service, excluding any rules or procedures governing or permitting class actions. The arbitrator, and not any federal, state or local court or agency, shall have exclusive authority to resolve all disputes arising out of or relating to the interpretation, applicability, enforceability or formation of this Limited Warranty, including, but not limited to any claim that all or any part of this Limited Warranty is void or voidable, or whether a claim is subject to arbitration. The arbitrator shall be empowered to grant whatever relief would be available in a court under law or in equity. The arbitrator's award shall be written. and binding on the parties and may be entered as a judgment in any court of competent jurisdiction. To the extent the filing fee for the arbitration exceeds the cost of filing a lawsuit; Russell Distribution will pay the additional cost. The arbitration rules also permit you to recover attorney's fees in certain cases. The parties understand that, absent this mandatory provision, they would have the right to sue in court and have a jury trial. They further understand that, in some instances. the costs of arbitration could exceed the costs of litigation and the right to discovery may be more limited in arbitration than in court.

This arbitration provision also applies to claims and disputes by you, the purchaser of the Product. and all those in privity with you, including your family members, beneficiaries and assigns against Russell Distribution, subsidiaries and affiliates and any person or entity that licensed, supplied, sold or distributed the Product and each of their officers, employee, representatives, licensors/licensees, Agents, beneficiaries, predecessors in interest, successors, and/or assigns. You may opt out of this dispute resolution procedure by providing notice to Russell Distribution no later than thirty (30) calendar days after the date of the first consumer purchaser's purchase of the Product. To opt out you must send notice by e-mail to support@mymonsteraudio.com. The opt-out notice must include (a) your name, email address. mailing address and phone number; (b) the date on which the product was purchased; (c) the product model name or model number; and (d) the Serial Number. Opting out of this dispute resolution procedure will not affect the coverage of the Limited Warranty in any way, and you will continue to enjoy the benefits of the Limited Warranty. If you opt-out of these arbitration provisions, Russell Distribution also will not be bound by them.

FCC WARNING STATEMENT

This device complies with Part 15 of the FCC Rules. Operation is subject to the following two conditions:

1. This device may not cause harmful interference, and
2. This device must accept any interference received, including interference that may cause undesired operation.

NOTE: This equipment has been tested and found to comply with the limits for a Class B digital device, pursuant to part 15 of the FCC Rules. These limits are designed to provide reasonable protection against harmful interference in a residential installation. This equipment generates, uses and can radiate radio frequency energy and, if not installed and used in accordance with the instructions, may cause harmful interference to radio communications. However, there is no guarantee that interference will not occur in a particular installation. If this equipment does cause harmful interference to radio or television reception, which can be determined by turning

the equipment off and on, the user is encouraged to try to correct the interference by one or more of the following measures:

- Reorient or relocate the receiving antenna.
- Increase the separation between the equipment and receiver.
- Connect the equipment into an outlet on a circuit different from that to which the receiver is connected.
- Consult the dealer or an experienced radionv technician for help.

NOTE: Any changes or modifications to this unit not expressly approved by the party responsible for compliance could void the user's authority to operate the equipment.

IC WARNING STATEMENT

This device complies with Industry Canada's licence-exempt RSSs. Operation is subject to the following two conditions:

1. This device may not cause interference; and
2. This device must accept any interference, including interference that may cause undesired operation of the device.

FCC RADIATION EXPOSURE STATEMENT

This equipment complies with FCC radiation exposure limits set forth for an uncontrolled environment. In order to avoid the possibility of exceeding the FCC radio frequency exposure limits, Human proximity to the antenna shall not be less than 20cm (8 inches) during normal operation.

A lightning flash and arrowhead within an equilateral triangle is intended to alert the user to the presence of insulated "dangerous voltage" within the product's enclosure that may be of sufficient magnitude to constitute a risk of electric shock to persons.

WARNING: TO REDUCE THE RISK OF ELECTRIC SHOCK DO NOT REMOVE COVER (OR BACK), NO USER SERVICEABLE PARTS INSIDE REFER SERVICING TO QUALIFIED SERVICE PERSONNEL.

An exclamation point within an equilateral triangle is intended to alert the user to the presence of important operation and maintenance (servicing) instructions in the literature accompanying the appliance.

WARNING:

- Prevent fire and shock hazards. Do not use extension cords or outlets that expose plug blades. Do not expose cables and plugs to rain or moisture.
- Do not attempt to perform any servicing that is not included in the operating instructions. Do not attempt to replace the battery, as incorrect installation can cause fire or explosion. For service, contact qualified service personnel.
- Do not remove cover or back of product. There are no user-serviceable parts inside. Attempting to modify controls or performance beyond manufacturer specifications may result in hazardous exposure to radiation.

Documents / Resources



[FUGOO F2INK01-C Bluetooth Speaker](#) [pdf] User Manual

FUGOOF2IN, 2AAIN-FUGOOF2IN, 2AAINFUGOOF2IN, F2INK01, F2INK01-C, F2INK02, F2INK03, F2INK04, F2INK01-C Bluetooth Speaker, Bluetooth Speaker, Speaker