

Contents [[hide](#)]

- [1 FTT iPhone 15 Pro Phone Case](#)
- [2 Product Information](#)
- [3 Product Usage Instructions](#)
- [4 Test Report](#)
- [5 FOXTEST Electrical Engineering And Material Analysis Testing Center](#)
- [6 Frequently Asked Questions](#)
- [7 Documents / Resources](#)
 - [7.1 References](#)



FTT iPhone 15 Pro Phone Case



Product Information

Specifications

- Test items: Drop test
- Sample information: Quantity – 1 piece
- Test equipment: Mobile phone-controlled drop test machine
- Laboratory environment: Temperature – 21.3°C, Relative humidity – 58.4%RH
- Testing procedure: Fix the product to the drop test machine, let it fall freely from a height of 0.8m on the granite floor in specified directions

Product Usage Instructions

1. Inspect the appearance and functionality of the product before testing.
2. Fix the product securely to the drop test machine.
3. Ensure the drop test machine is calibrated and the next calibration date is valid.
4. Perform the drop test by letting the product fall freely from a height of 0.8m on the granite floor in specified directions for two test cycles.
5. After testing, check for any abnormalities on the surface of the sample.

Test Report

Client: Angry Miao Technology Co., Limited

Client Address: No.5 Nanteng Rd, Qi'ao Island, Zhuhai,
Guangdong, China

Product: iPhone 15 Pro Phone Case

Model: /

Received: 2024-09-13

Testing: 2024-09-13

Report: 2024-09-16

Approver: 张文斌

Verification: 汤耀宗

Report: 李凤玲



Address: Floor 4, Building 2, Guanghui Technology Park, No. 13, Minqing Rd, Longhua District, Shenzhen, Guangdong, China (PC: 518109)

- Phone: (+86) 400-6266-018
- Website: <http://www.foxtest.cn>
- Email: sandy.lm@foxtest.cn

FOXTEST Electrical Engineering And Material Analysis Testing Center

1. Test items:

Drop test

2. Sample information:

1. Quantity: 1pcs
2. Appearance and functionality inspection before testing: OK

3. Test equipment:

1. Test equipment: Mobile phone controlled drop test machine
2. Control number: FTT-JS-019
3. Next calibration date: 2025-02-26

4. Laboratory environment:

1. Temperature: 21.3°C.
2. Relative humidity: 58.4%RH.







5. Testing procedure:


- Testing specifications are provided by the client.
- Fix the product to the drop test machine, and let it fall freely from a height of 0.8m on the granite floor in specified directions. Two test cycles of drops on the six surfaces and four corners.
- Dropping order: top – bottom – left – right – front – rear – top-left corner – bottom-left corner – bottom-right corner – top-right corner.

6. Test results:

Sample no.	Testing observations
02#	No obvious abnormalities on the surface of the sample after test

7. Test photos

<div data-bbox="338 67 810 120" data-label="Caption"> No.7-1 Before testing </div> <div data-bbox="338 120 810 456" data-label="Image">  </div>	<div data-bbox="810 67 1276 120" data-label="Caption"> No.7-2 Top </div> <div data-bbox="810 120 1276 456" data-label="Image">  </div>
<div data-bbox="338 456 810 510" data-label="Caption"> No.7-3 Bottom </div> <div data-bbox="338 510 810 842" data-label="Image">  </div>	<div data-bbox="810 456 1276 510" data-label="Caption"> No.7-4 Left </div> <div data-bbox="810 510 1276 842" data-label="Image">  </div>
<div data-bbox="338 842 810 896" data-label="Caption"> No.7-5 Right </div> <div data-bbox="338 896 810 1227" data-label="Image">  </div>	<div data-bbox="810 842 1276 896" data-label="Caption"> No.7-6 Front </div> <div data-bbox="810 896 1276 1227" data-label="Image">  </div>



Finish

Note

1. If the client has any objection to the test data, the client should submit it to the laboratory within ten days from the date of receipt of the test report. No objection will be accepted after the deadline.
2. This report is invalid without the approver's signature and the laboratory's official seal.
3. This test report is only applicable to the samples submitted for testing.
4. Without written approval of the laboratory, no part of this report shall be reproduced.

Frequently Asked Questions

• What should I do if I notice abnormalities on the product after testing?


If you notice any abnormalities on the product after testing, you should report it to the

testing laboratory within ten days from the date of receiving the test report.

- **Can I reproduce or distribute this test report without written approval?**

No, reproduction or distribution of this test report is not allowed without written approval from the laboratory.

Documents / Resources

	FTT iPhone 15 Pro Phone Case [pdf] Installation Guide iPhone 15 Pro Phone Case, 15 Pro Phone Case, Pro Phone Case, Phone Case
---	--

References

- [User Manual](#)

📁 15 Pro Phone Case, FTT, iPhone 15 Pro Phone Case, Phone Case, Pro Phone

📁 FTT Case

Leave a comment

Your email address will not be published. Required fields are marked *

Comment *

Name

Email

Website

☐ Save my name, email, and website in this browser for the next time I comment.

Post Comment

Search:

e.g. whirlpool wrf535swhz

Search

[Manuals+](#) | [Upload](#) | [Deep Search](#) | [Privacy Policy](#) | [@manuals.plus](#) | [YouTube](#)

This website is an independent publication and is neither affiliated with nor endorsed by any of the trademark owners. The "Bluetooth®" word mark and logos are registered trademarks owned by Bluetooth SIG, Inc. The "Wi-Fi®" word mark and logos are registered trademarks owned by the Wi-Fi Alliance. Any use of these marks on this website does not imply any affiliation with or endorsement.