



Fruyyzl 2 Step Ladder with 2 Handrails Installation Guide

[Home](#) » [Fruyyzl](#) » Fruyyzl 2 Step Ladder with 2 Handrails Installation Guide 

Fruyyzl 2 Step Ladder with 2 Handrails Installation Guide

Contents

1 Installation Instructions

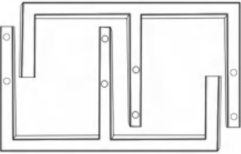




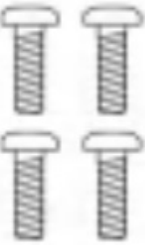
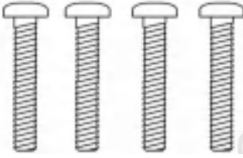


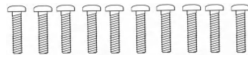

2 Documents / Resources

2.1 References

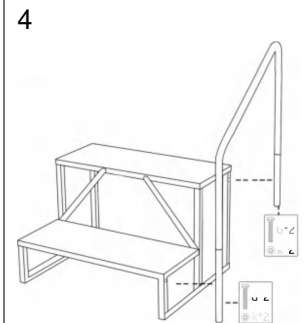
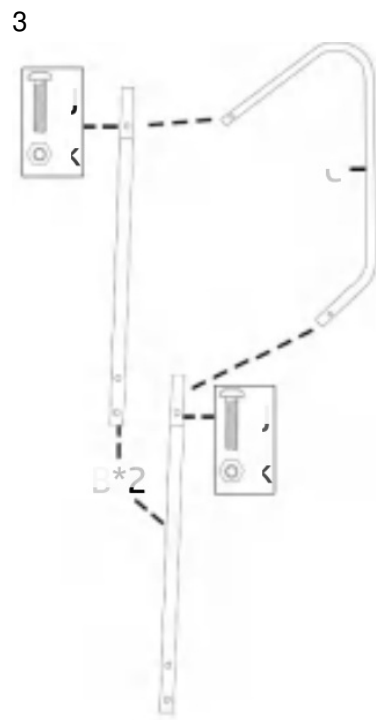
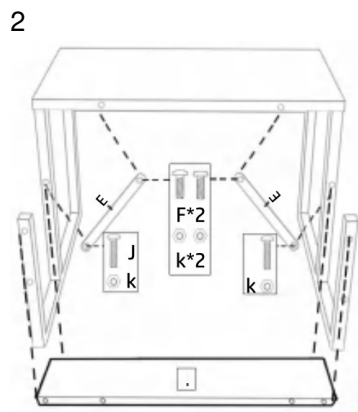
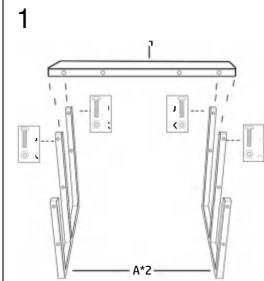
3 Related Posts

Installation Instructions

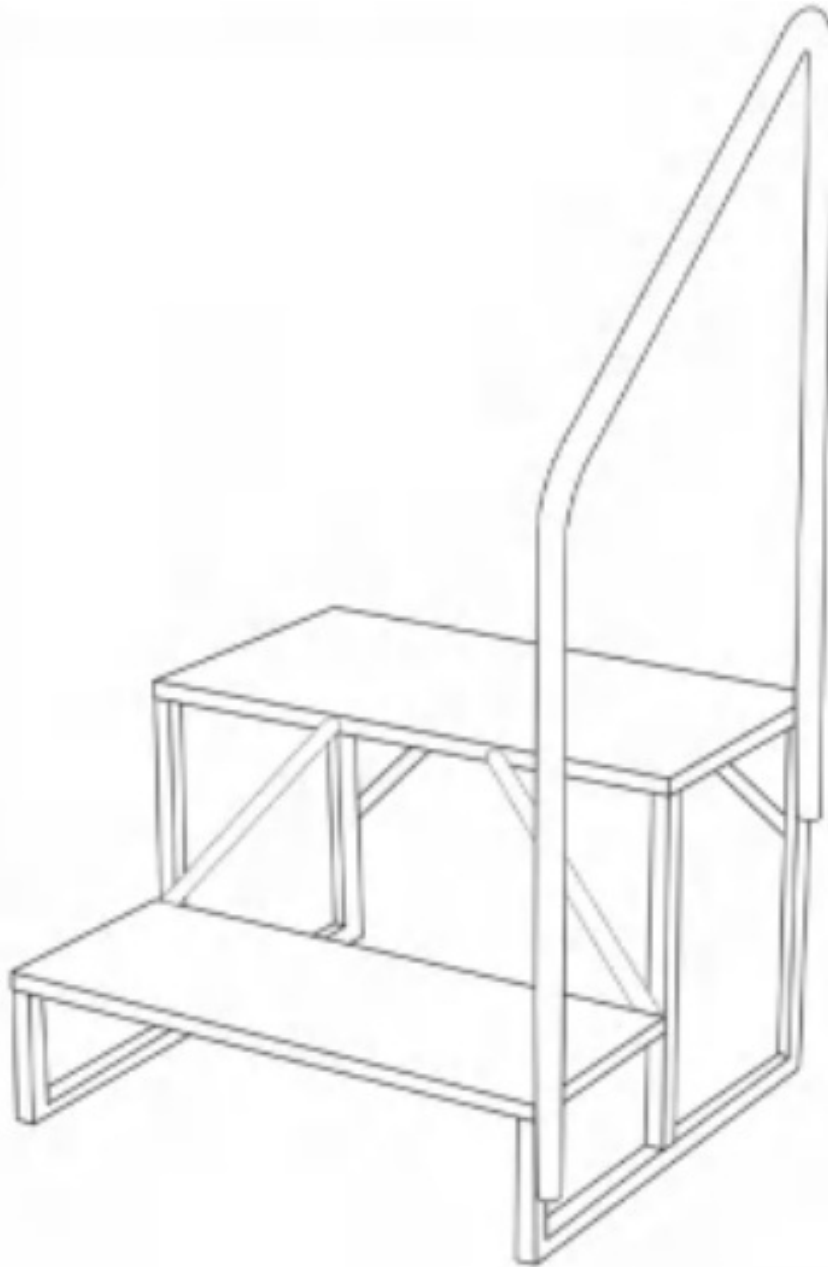
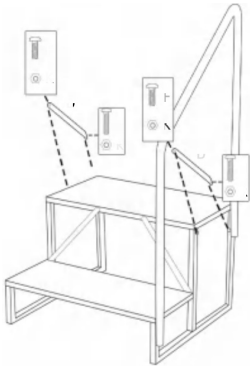
What you get:

<p>A*2</p> 	<p>B*2</p> 	<p>C</p> 	<p>D*2</p> 	<p>E*2</p> 
<p>F*4</p> 	<p>G*4</p> 	<p>H</p> 	<p>I</p> 	<p>J*10</p>  <p>K*18</p> 

Installation steps:



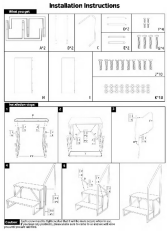
5



Caution: Each screw must be tightened so that it will be more secure when in use. IT you nave any problems, please make sure to come to us and we will serve you until you are satisfied.

Fruyzi-LOGO

Documents / Resources



[Fruey 2 Step Ladder with 2 Handrails](#) [pdf] Installation Guide
2 Step Ladder with 2 Handrails, Ladder with 2 Handrails, 2 Handrails

References

- [User Manual](#)

[Manuals+](#), [Privacy Policy](#)

This website is an independent publication and is neither affiliated with nor endorsed by any of the trademark owners. The "Bluetooth®" word mark and logos are registered trademarks owned by Bluetooth SIG, Inc. The "Wi-Fi®" word mark and logos are registered trademarks owned by the Wi-Fi Alliance. Any use of these marks on this website does not imply any affiliation with or endorsement.