



FrSky LiPo Voltage Sensor with Smart Port Instruction Manual

[Home](#) » [Frsky](#) » FrSky LiPo Voltage Sensor with Smart Port Instruction Manual 

Contents

- [1 FrSky LiPo Voltage Sensor with Smart Port](#)
- [2 Introduction](#)
- [3 Overview](#)
- [4 Specifications](#)
- [5 Set Up](#)
- [6 ID Set Up](#)
- [7 LED Status](#)
- [8 Documents / Resources](#)
 - [8.1 References](#)
- [9 Related Posts](#)



FrSky LiPo Voltage Sensor with Smart Port

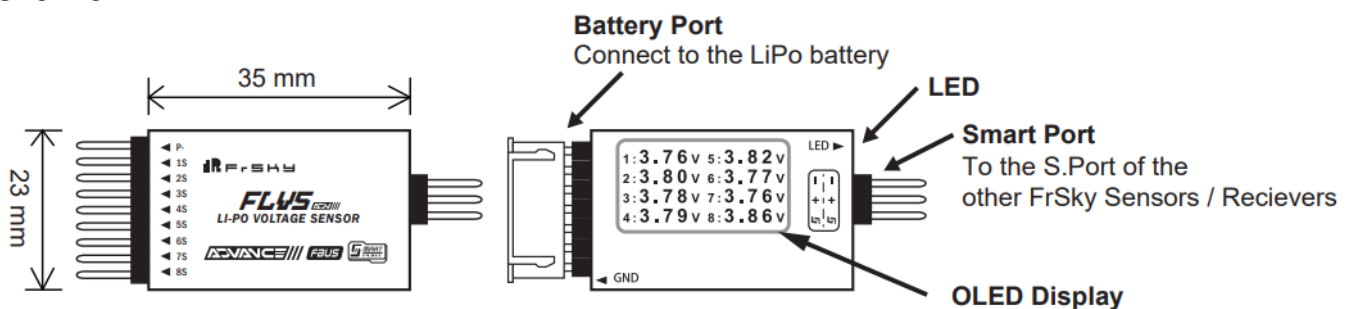


Introduction

Thank you for purchasing FrSky Li-Po Voltage Sensor. It is designed for FrSky Smart Port enabled system, and can measure cell Voltages as connected. There're two versions, one with a screen and the other without it. In order to fully enjoy the benefit of it, please read the instruction manual carefully and set up the device as described below.

Note: All instructions, warranties and other collateral documents are subject to change at the sole discretion of FrSky Electronic Co., Ltd. For further information, please visit www.frsky-rc.com and click the support tab for this product.

Overview



Specifications

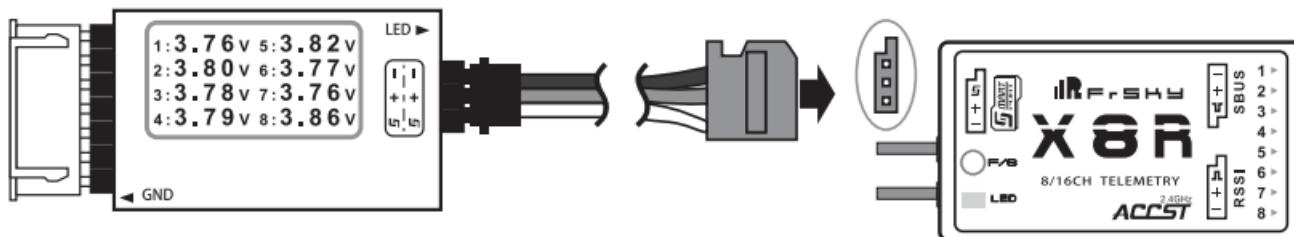
- Dimension (L*W*H) :
 - 52*23.5*9.5mm (with screen)
 - 52*23.5*5.7mm (without screen)
- Weight:
 - 7.5g (with screen)
 - 5.3g (without screen)
- Measurement range: 2S~8S
- Power consumption (S.Port): 10mA@5V

Power consumption (battery): 10mA

- Voltage display resolution: 0.01V (Only for FLVS with screen)
- Voltage detection precision: 0.05V
- Operating temperature: -20~60°C
- 128*64 OLED Screen (Only for FLVS with screen)
- Compatible with FBUS/S.Port protocol

Set Up

FrSky Li-Po Voltage Sensor is only compatible with FrSky Smart Port enabled receivers, such as X8R, X6R, X4R, etc. Here we take the setup together with X8R receiver for example. For more details, please refer to corresponding receiver instruction manual



Warning: Install FrSky Li-Po Voltage Sensor on any appropriate surface of the airframe that stays away from water, vibration, or fuel.

ID Set Up

Each type of FrSky Smart Port enabled sensor has its unique physical ID. The ID number could be changed by Free Link. Please refer to the instruction manual of FrSky Servo Channel Changer for details.

Note: All FrSky Smart Port enabled sensors could daisy chain with each other through their Smart Port.

LED Status

LED Status	S.Port	FBUS
Flash slowly	YES	NO
Flash quickly	NO	YES

Frsky is continuously adding features and improvements to our products. To get the most from your product, please check the download section of the FrSky website www.frsky-rc.com for the latest update firmware and manuals

FrSky Electronic Co., Ltd.


Contact us: frsky@frsky-rc.com

www.frsky-rc.com

|Add: F-4,Building C, Zhongxiu Technology Park, No.3 Yuanxi Road, Wuxi, 214125, Jiangsu, China Technical

Support: sales4tech@gmail.com

Documents / Resources



[FrSky LiPo Voltage Sensor with Smart Port](#) [pdf] Instruction Manual
LiPo Voltage Sensor with Smart Port, Voltage Sensor with Smart Port, Smart Port, Port

References

-  [Robinson+Cole](#)
-  [FrSky Top Rated RC Hobby Radio, Receiver and RC Model - Lets you set the limits](#)

Manuals+.