



FRESH N REBEL ROCKBOX SLICE User Manual

[Home](#) » [FRESH N REBEL](#) » FRESH N REBEL ROCKBOX SLICE User Manual 


Contents

- [1 FRESH N REBEL ROCKBOX SLICE](#)
- [2 ROCKBOX SLICE](#)
- [3 Buttons](#)
- [4 READY TO ROCK? HERE'S HOW](#)
- [5 LISTEN UP!](#)
- [6 IMPORTANT SAFETY INSTRUCTIONS](#)
- [7 Warranty & Limitations](#)
- [8 Product Specifications](#)
- [9 EC Declaration of Conformity](#)
- [10 Documents / Resources](#)
- [11 Related Posts](#)



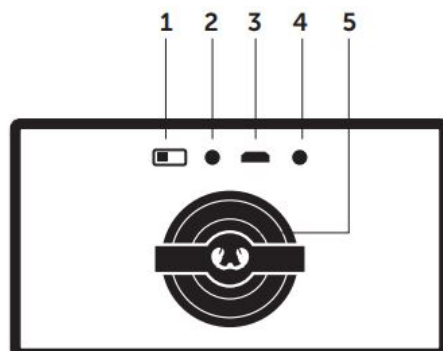
FRESH 'N REBEL

FRESH N REBEL ROCKBOX SLICE



ROCKBOX SLICE

1. On/Off
2. Bluetooth
3. Micro USB / DC 5V
4. Audio in
5. Passive bass



Buttons



1. Volume down
2. Previous song
3. Next song
4. Short press = play / pause
Short press = take / end calls
Long press = decline calls
5. Volume up

READY TO ROCK? HERE'S HOW

1. Charge the speaker with the Micro USB cable
2. **Turn the speaker on**
Press the Bluetooth button for 3 seconds.
You'll hear a "beep" and when the blue LED is blinking, your speaker is ready for the Bluetooth connection.
3. **Connect your device**
Turn on Bluetooth and select the speaker from the list of available devices. You'll hear a beep when you're connected.
DONE. PLAY YOUR MUSIC AND TURN IT UP!

LISTEN UP!

Trouble connecting?

When turning the speaker on, it will try to reconnect to the last device for 30 seconds. If it can't find it, it will go into pairing mode for 3 minutes and you can connect a new device.

Too slow?

Your speaker will stay in pairing mode for 3 minutes only. Missed it? Press the Bluetooth button for 3 seconds.

Connect a different device?

Press the Bluetooth button to set the speaker back into pairing mode and connect a new device.

Hearing a beep?

The battery is getting low. We'll give you a warning when you have 20, 15 and 10 per cent capacity left.

The speaker turned off?

The battery was below 5 per cent. Charge the speaker to rock out again..

The speaker went to sleep?

You haven't played anything in the last 30 minutes or forgot to turn your speaker off? Turn your speaker off and on again to keep playing music.

IMPORTANT SAFETY INSTRUCTIONS

Warning!

The safety guidelines are designed for you to get the maximum performance from your Fresh 'n Rebel products safely. To ensure reliable operation:

- Always follow all instructions and warnings closely.
- Read all instructions in the user manual carefully before operating the speaker.
- Do not attempt to modify or open the speaker. There are no serviceable parts inside and this will void your warranty.
- Do not use the speaker in a wet environment or conditions.
- Do not operate the speaker in or near a significant heat source, heat vent, or under direct sunlight for long durations.
- The speaker should be used in environment ranging from 5 °C – 45°C (41°F – 113°F).
- Do not cover the speaker with paper or other materials. This may affect its cooling capacity.
- Do not place heavy objects on the speaker.
- Do not attempt to push objects into openings of the speaker
- Do not rely on your speaker for emergency communications.
- Keep your speaker away from medical devices, including pacemakers and hearing aids.
- Turn off your speaker in aircrafts. Using your speaker in an aircraft might affect aircraft operations and might be illegal.

Warranty & Limitations

We warranty the product against defects in material and workmanship under normal usage for a period of 2 year from the date of purchase. During that period, defective products may be offered for repair or replacement at the store where the product was bought. The warranty does not cover accidental damage, wear and tear, incidental loss, or use beyond the instructions in the user manual.

Product Specifications

Output power: 2 x 3W
DC input: 5V/1A max. (Micro-USB)
Battery capacity: 1400 mAh
Bluetooth: 4.0
Size: 140 x 75 x 29 mm
Product weight: 380 g
Playtime: 10 hours

EC Declaration of Conformity

Sitecom Europe BV • Blaak 6 • 3011 TA • Rotterdam • The Netherlands

We declare under our sole responsibility that the following product: Product number: 1RB2500

Product description: Rockbox Slice Fabriq Edition

Radio Equipment Directive (R&TTE) 1999/5/EC

- EN 300 328 V1.8.1
- EN 300 328 V1.9.1
- EN 301 489-1 V1.9.2
- EN 301 489-17 V2.2.1
- EN 60065:2002 (RTTE)
 - EN 60065:2002/AC:2007 (RTTE)
 - EN 60065:2002/A11:2008 (RTTE)
 - EN 60065:2002/A12:2011 (RTTE)
 - EN 60065:2002/A1:2006 (RTTE)
 - EN 60065:2002/A2:2010 (RTTE)
- EN 62368-1:2014 (RTTE)
- EN 62479:2010 (RTTE)



Restriction of Hazardous Substances Directive (RoHS) 2011/65/EU

- EN 50581:2012

are fully in conformity with the essential requirements of the relevant EU Directives and other directives as listed below.

Sitecom Europe BV Rotterdam, 26-09-2015, Pim Schoonenberg, CEO

Documents / Resources

 	FRESH N REBEL ROCKBOX SLICE [pdf] User Manual FRESH N REBEL, ROCKBOX, SLICE
---	--