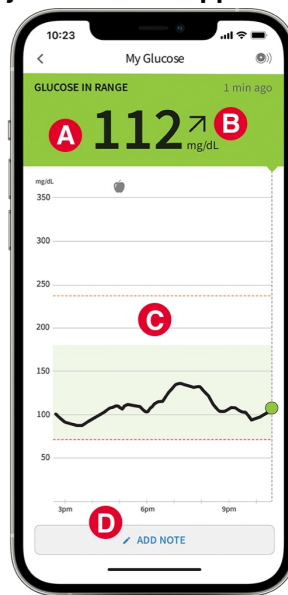


## FreeStyle LibreLink App User Guide

[Home](#) » [FreeStyle](#) » FreeStyle LibreLink App User Guide 

### FreeStyle LibreLink App User Guide



Use the FreeStyle LibreLink app to easily share your glucose data with your healthcare provider.

#### Option 1

##### Connect with your healthcare provider

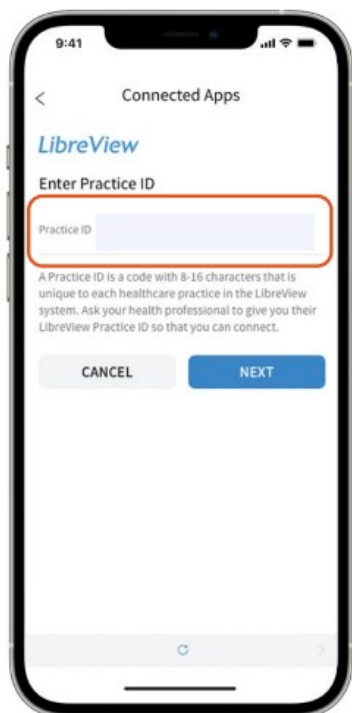
Ask your healthcare provider or office staff to provide their LibreView Practice ID, which is a code specific to your healthcare provider's practice.

Then simply enter the ID in the FreeStyle LibreLink app.

Go to:

Menu > Connected Apps > LibreView > Connect to a Practice > Enter Practice ID

Click Next and then Connect after viewing your healthcare provider's practice contact information.

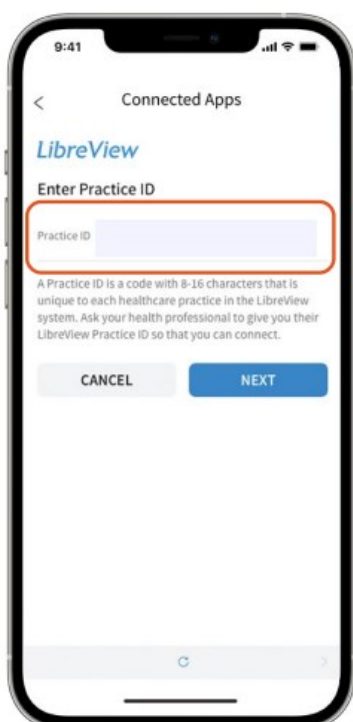


## Option 2

### Accept practice invitation

Your healthcare provider's office will send an invitation to share your glucose data that can be accepted in two ways:

1. Click "Accept Invitation" in the email
2. Accept the invitation directly in the FreeStyle LibreLink app



**Go to:**

Menu > Connected Apps > LibreView > Pending Invitations > Accept

Need help? Contact Abbott Customer Care at 1-888-205-8296 or visit [www.LibreView.com](http://www.LibreView.com) and click on Customer Support



#### Contents

- 1 [Start by getting a LibreView account](#)
- 2 [Documents / Resources](#)
  - 2.1 [References](#)
- 3 [Related Posts](#)

## Start by getting a LibreView account

If you scan with the FreeStyle Libre reader, you need a LibreView account BEFORE you can share your data.

- Go to [www.LibreView.com](http://www.LibreView.com)\*
- Click on Sign Up
- Choose the LibreView Account for Patients and follow on-screen instructions
- Connect your FreeStyle Libre reader
- Press Upload a device and follow on-screen instructions



**There are two easy ways to share your data with your healthcare professional.**

### Option 1

1. Ask your healthcare professional to invite you to share your data.
2. You will receive an email inviting you to share. Click Accept Invitation and you will be directed to the LibreView website.
3. Log in to your LibreView account.

## Option 2

1. Ask your healthcare professional for his/her Practice ID.
2. Log in to your LibreView account. Click on the icon at the top right of the screen and select Account Settings.
3. Click on My Practices.
4. Enter your healthcare professional's Practice ID



Need help? Contact Abbott Customer Care at 1-888-205-8296 or visit [www.LibreView.com](http://www.LibreView.com) and click on Customer Support

## Documents / Resources

<p><b>WHY PRICK, WHEN YOU CAN SCAN?</b></p> <p>Use the FreeStyle LibreLink app to easily share your glucose data with your healthcare provider.</p> <p><b>Option 1</b> Connect with your healthcare provider Ask your healthcare provider if they use LibreLink. If they do, they will provide you with a Practice ID. You will then use this Practice ID to connect your LibreLink app to their system.</p> <p><b>Option 2</b> Accept practice invitation Ask your healthcare provider if they use LibreLink. If they do, they will provide you with a Practice ID. You will then use this Practice ID to connect your LibreLink app to their system.</p> <p><b>FreeStyle LibreLink App</b></p>	<p><a href="#">FreeStyle LibreLink App</a> [pdf] User Guide LibreLink, App, LibreLink App</p>
--	---

## References

- [LibreView](#)