



FREAKS AND GEEKS 150002 Dual Charging Station for Controller PS5 User Manual

[Home](#) » [FREAKS AND GEEKS](#) » FREAKS AND GEEKS 150002 Dual Charging Station for Controller PS5 User Manual 

FREAKS AND GEEKS 150002 Dual Charging Station for Controller PS5



Contents

- [1 Features](#)
- [2 Specifications](#)
- [3 LED](#)
- [4 Operation function](#)
- [5 Fiats](#)
- [6 Security](#)
- [7 Customer Support](#)
- [8 Documents / Resources](#)
- [9 Related Posts](#)

Features


- Charging and unplugging is convenient and smooth, simple and easy to operate.
- Current limiting, voltage limiting, over-current protection, low-voltage protection, high- voltage protection, short-circuit protection.
- USB DC power supply, you can charge other mobile devices anytime and anywhere.
- The product has built-in hardware 6.8V over-voltage protection, over-current protection.
- With charging and full indicator function, ensure that the controller has enough power, so that you can play games without worrying about battery life.
- Up to two controller can be charged simultaneously.
- When the product is charging 2 PSS controllers, the current exceeds 1A or more, the USB A port output of the charger is turned off, and the charging controller is given priority to work. When the current is lower than 1 A, the USB A port output of the charger will be restored.

Specifications

Input interface	USB Type-C
Input voltage	DCSV
Current	1500mA
Charging current of controller	500mA
Charging time	3 4 Hours
USB A port output	DC 5V < 1000mA

LED

 When charging, the corresponding LED indicator is red.

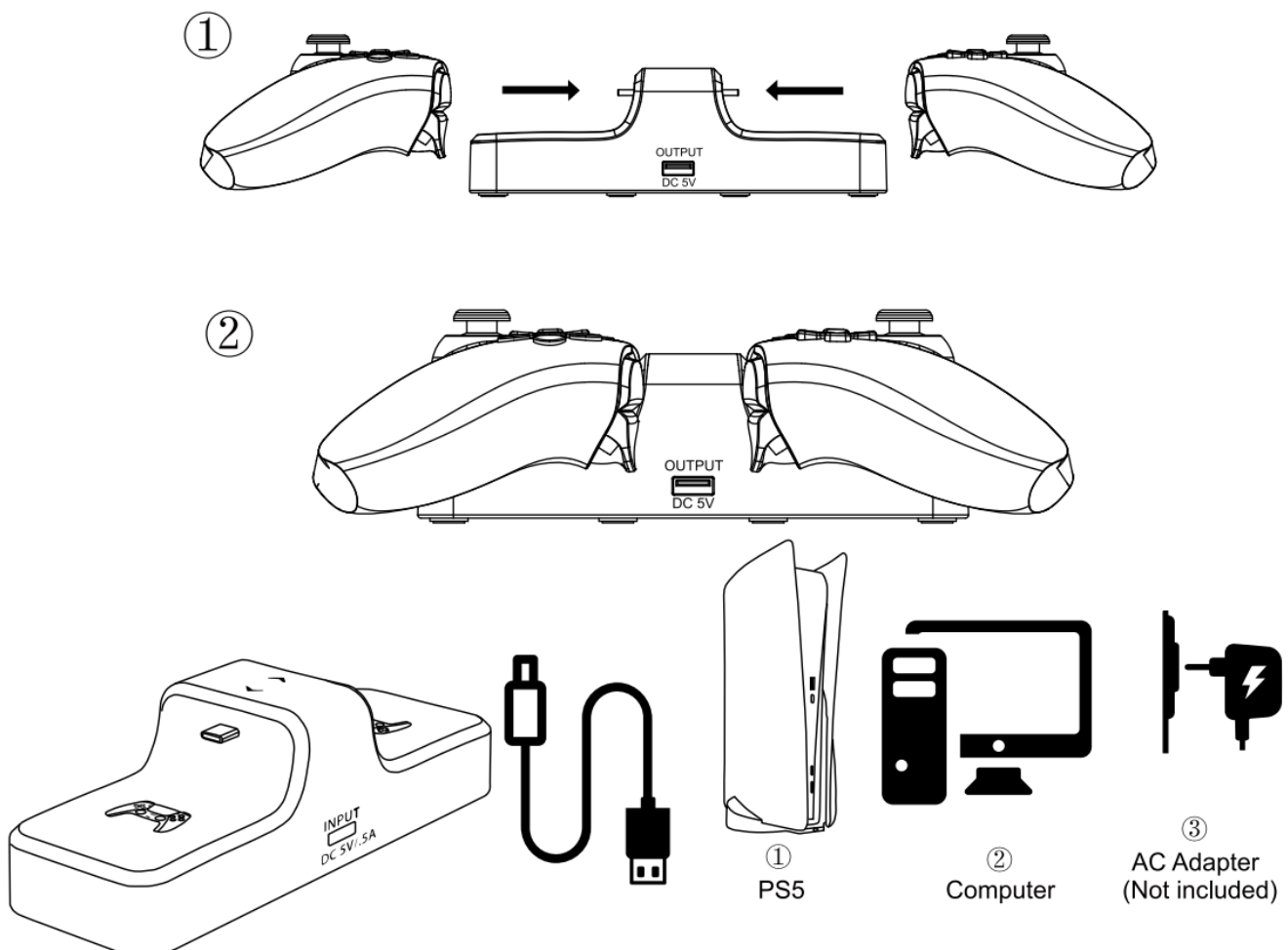
 When fully charged, the corresponding LED indicator is blue.

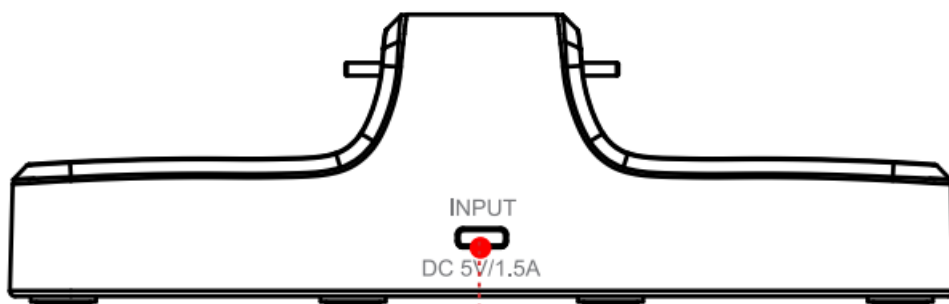
LED will turn off when station not in use.

Operation function

- Input/output over-voltage protection function: If the input or output power supply voltage is greater than 5.6V, the red LED flashes quickly to alarm, and the charger stops charging immediately.
- Output low-voltage protection function: If the output voltage of the charging port is lower than 4.6V, the red LED fast light flashes to alarm, and the charger stops charging immediately.
- If the charging current of the controller is greater than 1A, the red LED flashes quickly to alarm, and the charger stops charging immediately.
- If low voltage is generated when two controllers are charged at the same time, channel 1 will be charged first, and then channel 2 will be charged (Note: During the charging of channel 1, the red LED of channel 2 is flashing slowly and waiting).

Fiats

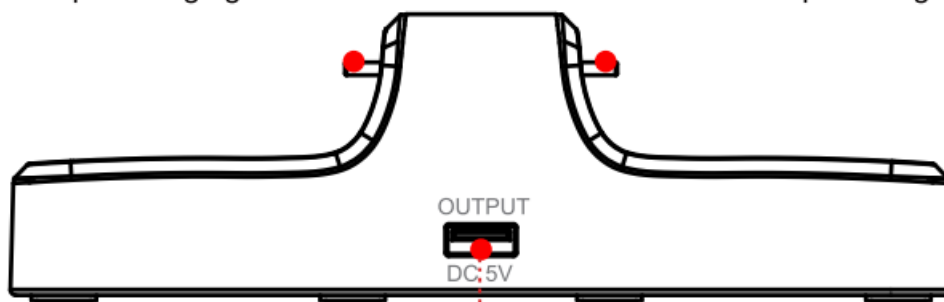




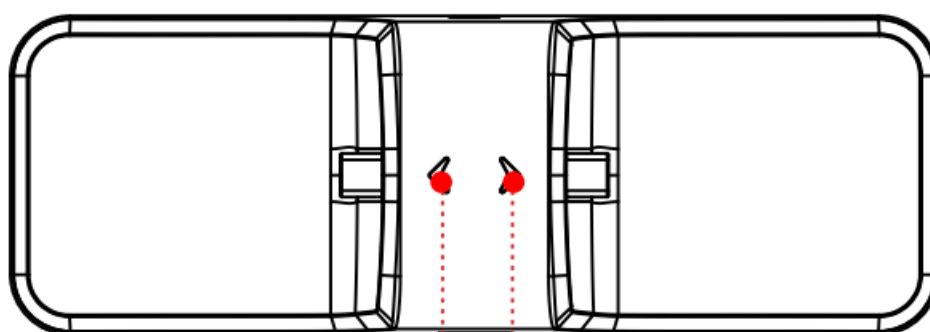
Entrée/Input/ USB Type-C

Port de charge manette #1
Controller input charging #1

Port de charge manette #2
Controller input charging #2



Sortie/Exit USB A



LED manette/Controller #1

LED manette/Controller #2

Security

Please read and comply with the health and safety information. Failure to follow the precautions indicated may result in injury or property damage. The use of this product by children should be under adult supervision.

- Do not expose this product to microwaves, high temperatures or direct sunlight.
- Do not allow this product to come into contact with liquids and do not handle it with wet or greasy hands. If liquid enters this product, discontinue use.
- Do not subject this product to excessive force. Do not pull or bend the USB charging cable strongly
- Do not touch this product while it is charging during a thunderstorm.
- If you hear a suspicious noise, see smoke, or smell a strange odor, stop using this product.
- Do not attempt to disassemble or repair this product.
- Do not touch damaged parts. Avoid contact with any liquid leaking from the product.

- Keep packaging materials out of the reach of small children as they may be swallowed. The USB charging cable may be wrapped around their necks.
- If the product is dirty, wipe it with a soft, dry cloth. Avoid using alcohol, thinner or any other solvent.

Customer Support

SUPPORT ET INFOS TECHNIQUES WWW.FREAKSANDGEEKS.EU

Freaks and Geeks® is a registered trademark of Trade Invaders®. Produced and imported by Trade Invaders, 28 av. Ricardo Mazza, 34630 Saint-Thibery, France.
www.trade-invaders.com. All trademarks are property of their respective owners.
These owners didn't design, manufacture, sponsor or endorse this product.

Documents / Resources



[FREAKS AND GEEKS 150002 Dual Charging Station for Controller PS5](#) [pdf] User Manual 150002, 150002 Dual Charging Station for Controller PS5, Dual Charging Station for Controller PS5, 150002 Dual Charging Station, Dual Charging Station, Charging Station