



FRAMOS FSM-IMX636 Devkit Event Based Vision Sensing Development Kit User Guide

[Home](#) » [FRAMOS](#) » FRAMOS FSM-IMX636 Devkit Event Based Vision Sensing Development Kit User Guide 




FSM-IMX636 Devkit
Quick Start Guide
2023-07-10
Version 1.0a

Contents

- [1 FSM-IMX636 Devkit Event Based Vision Sensing Development Kit](#)
- [2 What's in the box?](#)
- [3 Certification and Standards](#)
- [4 Handling ESD Sensitive Components](#)
- [5 Life Support Applications](#)
- [6 Documents / Resources](#)
 - [6.1 References](#)

FSM-IMX636 Devkit Event Based Vision Sensing Development Kit


1. Unpack the IMX636 Devkit contents. The front-end should ship pre-assembled.



NOTE Always read the user manual before operating.

To access the user manual, refer to step 6.

2. **Connect the PixelMate™ to the FRAMOS Sensor Adapter (FSA). Connect by mating Pin 1 to Pin 1.**




WARNING Connect by mating pin 1 to pin 1 as illustrated.

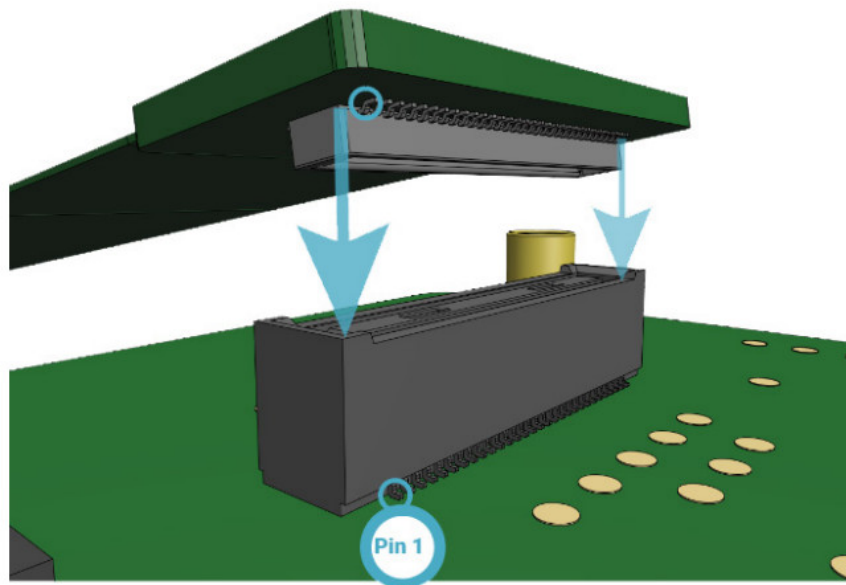
Do not invert the pinout orientation during installation.

Failure to orient the connection as illustrated will lead to permanent equipment damage.

3. **Connect the FRAMOS Processor Adapter (FPA) to the processor board.**



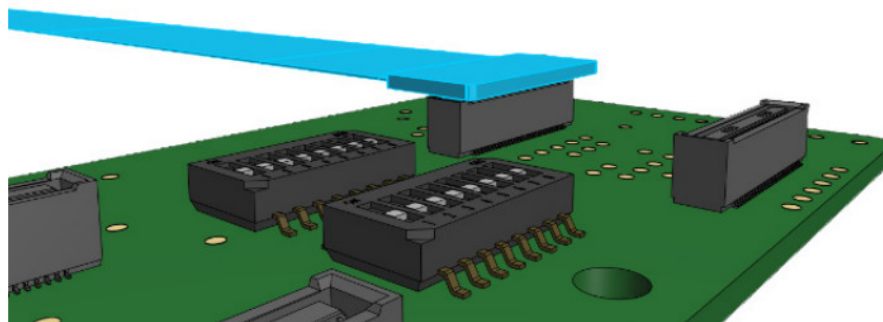
4. **Connect the PixelMate™ to the FPA.**
Connect by mating Pin 1 to Pin 1.




WARNING Connect by mating pin 1 to pin 1 as illustrated.

Do not invert the pinout orientation during installation.

Failure to orient the connection as illustrated will lead to permanent equipment damage.



5. **Prepare the processor board and power on according to the manufacturers instructions.**



NOTE See NVIDIA® documentation for instructions.

6. With assembly complete, download and install the required drivers and software.



www.framos.com/fsm-startup

What's in the box?

1	Sensor Module with Sony IMX636 FSM-IMX636E-000-V1A	x1
2	Lens Mount, Passive Alignment FPL-10006624, M12 Mount	x1
3	Optic Lens (Not focused) FPL-300588, M12 Lens	x1
4	FRAMOS Sensor Adapter FSA-FT27/A-001-V1A	x1
5	Tripod Adapter with screws FMA-MNT-TRP1/4-V1C	x1
6	PixelMate™ CSI-2 Cable FMA-FC-150/60-V1A	x1
7	Cable (included for flashing) FMA-CBL-FL-150/8-V1A	x1
8	FRAMOS Processor Adapter FPA-4.A/TXA-V1B	x1



© 2023 FRAMOS GmbH.

All rights reserved. No parts of this work may be reproduced in any form or by any means – graphic, electronic, or mechanical, including photocopying, recording, taping, or information storage and retrieval systems – without the written permission of the publisher.

Products that are referred to in this document may be either trademarks and/or registered trademarks of the respective owners. The publisher and the author make no claim to these trademarks.

While every precaution has been taken in the preparation of this document, the publisher and the author assume no responsibility for errors or omissions, or for damages resulting from the use of information contained in this document or from the use of hardware, programs and source code that may accompany it. In no event shall the publisher and the author be liable for any loss of profit or any other commercial damage caused or alleged to have been caused directly or indirectly by this document.

Certification and Standards

The equipment described in this document is designed for evaluation and laboratory use, as well as for the integration into electronic devices. The customer is responsible to take all necessary precautions to fulfil

regulations and laws of endcustomer and target market.

Technical Support

The technical equipment described in this document, be it hardware or software, is delivered as it is and does not include any obligations to FRAMOS to provide technical customer support. Technical support is granted on a per-project basis arbitrary by FRAMOS.

WARNING This kit contains electrostatic-sensitive devices (ESD). Observe handling precautions to avoid damaging the equipment.

Handling ESD Sensitive Components

The electronic components like Printed Circuit Boards (PCB) described in this document are sensitive to Electrostatic Discharge (ESD) and need to be handled with high care in static controlled environments. It is strongly recommended to follow the general handling practices for ESD sensitive parts, that include, but are not limited to, the following points:

- Treat all PCBs and components as ESD sensitive.
- Assume that you will damage the PCB or component if you are not ESD conscious.
- Handling areas must be equipped with a grounded table, floor mats and wrist strap.
- A relative humidity level must be maintained between 20% and 80% non-condensing.
- PCBs should not be removed from their protective package, except in a static controlled location.
- PCBs must be handled only after personnel have grounded themselves via wrist straps and mats.
- PCBs or components should never come in contact with clothing.
- Try to handle all PCBs only by their edges, preventing contact with any components.

FRAMOS is not responsible for ESD damage caused by misuse.

Life Support Applications

These products are not designed for use in life support systems, appliances, or devices where malfunction of the products can reasonably be expected to result in personal injury. Customers, Integrators and End Users using or selling these products for use in such applications do so at their own risk and agree to fully indemnify FRAMOS for any damages resulting from any improper use or sale.

CE Declaration

This equipment is in compliance with the essential requirements and other relevant provisions of the following RoHS Directives: Directive 2011/65/EU and (EU) 2015/863.



RoHS

The RoHS Directive (Restriction of Hazardous Substances) complements the WEEE Directive by severely restricting the presence of specific toxic substances in electronic equipment at the design phase, thereby reducing the environmental impact of discarding such products at the end of their useful life. FRAMOS Technologies d.o.o. is committed to complying with this Directive and has worked in collaboration with its suppliers to evaluate the new restrictions, to identify relevant exemptions, and to substitute environmentally benign, compliant alternative materials in its product components and manufacturing processes. Subject to the available exemptions, FRAMOS Technologies d.o.o. products were compliant with the RoHS Directive for its products.

Materials declarations comply with EN 63000:2018 requirements for RoHS Technical Documentation.
EU Declaration of conformity according to RoHS are issued on customer demand.

REACH

FRAMOS neither manufactures nor imports chemical substances.

FRAMOS is well aware of:

The requirements of REACH regulation of the European Council (EC) No. 1907/2006.

The SVHC Candidate List.

Our obligations concerning safety datasheets as well as informing customers.

WEEE

The WEEE Directive obliges manufacturers, importers, and/or distributors of electronic equipment to label the equipment for recycling and to provide for recycling of the electronic equipment at the end of its useful life. FRAMOS is committed to complying with the WEEE Directive (as implemented in each EU member state). In accordance with the requirements of the Directive, FRAMOS Technologies d.o.o. has labelled its electronic products that are shipped. The WEEE label and instructions for disposal are as follows:



Instructions for Disposal of Waste Equipment by Users in the European Union

This symbol on the product or its packaging indicates that this product must not be disposed of with other waste. Instead, it is your responsibility to dispose of your waste equipment by handing it over to a designated collection point for the recycling of electrical waste and electronic equipment. The separate collection and recycling of your waste equipment at the time of disposal will help conserve natural resources and ensure that it is recycled in a manner that protects human health and the environment. For more information about where you can drop off your consumer waste equipment for recycling, please contact your local city recycling office or the dealer from whom you originally purchased the product.

Electro Magnetic Compliance (EMC)

The FRAMOS Sensor Module Ecosystem are OEM components/devices and are provided at the open board level. Electrical components with open design do not comply with standards for electromagnetic compatibility as the unshielded circuitry enables electromagnetic interference with other electronic devices.



www.framos.com

Contact Information

FRAMOS GmbH




Technical Support: support@framos.com

Website: <https://www.framos.com>



[FRAMOS FSM-IMX636 Devkit Event Based Vision Sensing Development Kit](#) [pdf] User Guide
de
FSM-IMX636 Devkit Event Based Vision Sensing Development Kit, FSM-IMX636, Devkit Event Based Vision Sensing Development Kit, Vision Sensing Development Kit, Sensing Development Kit, Development Kit

References

-  [FRAMOS - See the Difference](#)
-  [FRAMOS Sensor Modules Downloads](#)
-  [FRAMOS - See the Difference](#)

Manuals+.