



FPGWORD 5000 Series FPG Food Display Solutions Owner's Manual

[Home](#) » [FPGWORD](#) » FPGWORD 5000 Series FPG Food Display Solutions Owner's Manual 

FPGWORD 5000 Series FPG Food Display Solutions



Contents

- [1 Specification](#)
- [2 FEATURES](#)
- [3 OPTIONS & ACCESSORIES](#)
- [4 HEATED DATA](#)
- [5 ELECTRICAL DATA](#)
- [6 CAPACITY, ACCESS & CONSTRUCTION](#)
- [7 DIMENSIONS](#)
- [8 CUSTOMER SUPPORT](#)
- [9 Documents / Resources](#)
 - [9.1 References](#)
- [10 Related Posts](#)

Specification

RANGE	INLINE 5000 SERIES
TEMPERATURE	HEATED
MODEL	IN-5H08-CU-OF-FS
FRONT	CURVED/OPEN FRONT
INSTALLATION	FREESTANDING
HEIGHT	1443mm
WIDTH	807mm
DEPTH	789mm
TEMPERATURE RANGE	+65°C – +85°C
RECOMMENDED CORE PRODUCT TEMPERATURE	+65°C – +80°C
ENVIRONMENTAL TEST CONDITIONS	22°C / 65% RH

FEATURES



High energy efficiency: 1.4 kWh per hour (average)



Cabinet operating temperature range +65°C – +85°C
Recommended core product temperature +65°C – +80°C

- Smart open front display with double-glazed glass encased in brushed stainless steel frame

Open Front Heated Display




Four full-width display levels: three fixed IWave quartz infrared shelves and heated base





Each IWave shelf is brushed stainless steel and is fitted with ticket strips front and rear: 30mm (height), with

caution decal applied. Each shelf is supplied with 1x 730mm width removable aluminium drip tray


 25,000 hour LED lighting system at 2758 lumens per metre in cabinet top and to each shelf


Operational Excellence


 Sliding doors (staff side) and open front (customer side)

 FPG IWave heating technology uses low-wattage quartz infrared elements complemented with a heating coil in the base for even temperature distribution and extended shelf life

 Fitted with an electronic controller for energy efficiency

 Safer for consumers – display surfaces are maintained < +65°C and the internal air temperature is lower than in many fan-assisted cabinets

 No noise pollution – this cabinet runs silently

 Constructed from stainless and mild steel with fully double-glazed, toughened safety glass for maximum energy efficiency and durability

- Designed to be installed into joinery
- Fitted with adjustable 150mm legs (+30mm adjustment)

Showing : Inline 5000 Series heated 800mm curved freestanding open front

OPTIONS & ACCESSORIES

Contact a [FPG Sales Representative](#) for our full range, including:

- Drip trays: Colour and woodprint options available
- Stainless steel product trays with three sides
- Stainless steel pie chutes
- Branded decals
- Rear door or end glass mirror application
- Adjustable 100mm legs (+25mm adjustment), lockable castors or unidirectional rollers
- External stainless steel chassis surround
- Rear deck assemblies
- Custom joinery solution

HEATED DATA

MODEL	TEMPERATURE RANGE	RECOMMENDED CORE PRODUCT TEMPERATURE	ENVIRONMENTAL TEST CONDITIONS	IWAVE HEATING
IN-5H08-CU-OF-FS	+65°C – +85°C	+65°C – +80°C	22°C / 65% RH	Low-wattage infrared quartz elements

ELECTRICAL DATA

MODEL	VOLTAGE	PHASE	CURRENT	E24 H (kW h)	kWh per hour (average)	IP RATING	MAINS		LED LIGHTING		
							CONNECTION	CONNECTION PLUG ¹	HOURS	LUMENS	COLOR
IN-5H08-CU-OF-FS	220-240 V	Single	8.7 A	33.6	1.4	IP 22	3 metre, 3 core cable	10 amp, 3 pin plug	25,000	2758 per metre	Natural

¹Please advise country to change plug specification.

CAPACITY, ACCESS & CONSTRUCTION

MODEL	DISPLAY AREA	LEVELS	ACCESS FRONT	ACCESS REAR	CHASSIS CONSTRUCTION
IN-5H08-CU-OF-FS	1.1 m ²	3 Shelves + Base	Open front	Sliding doors	Stainless 304 and mild steel

DIMENSIONS

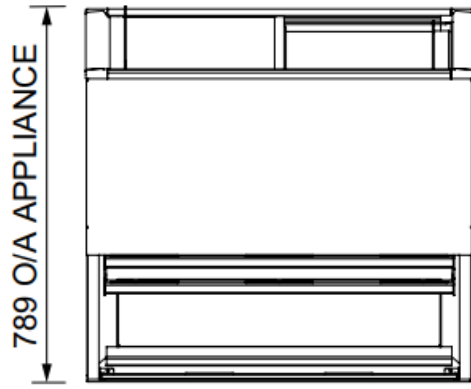
MODEL	H x W x D mm (Uncrated)	MASS (Uncrated)
IN-5H08-CU-OF-FS	1443 x 807 x 789	145 kg

Crated weights and dimensions vary. Please contact us for information on your shipment.

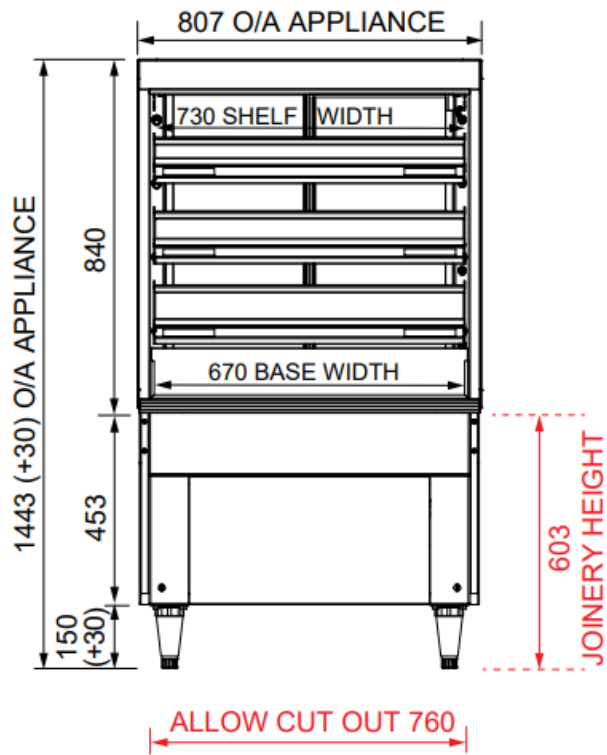
Installation note;

Model cutout dimensions: IN-5H08-CU-OF-FS models require 760 x 725mm benchtop cutout. Joinery height 603mm (see product manual for installation guide).

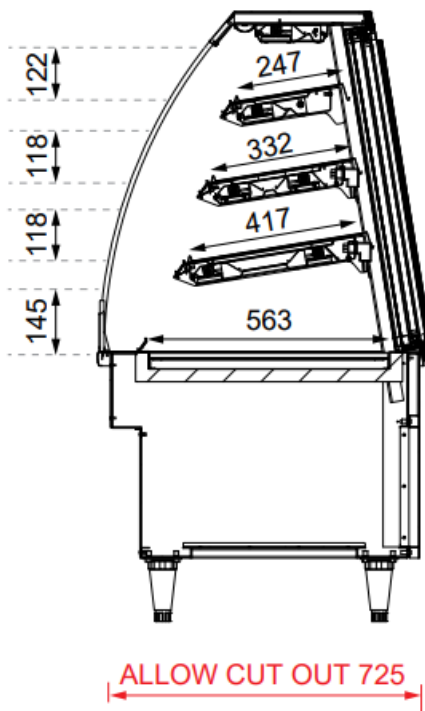
PLAN VIEW




FRONT ELEVATION



SECTION VIEW



REAR ELEVATION




More information including technical data and installation guidelines is available from the Product Manual published on our website.

In line with our policy to continually develop, improve and support our products, Future Products Group Ltd reserves the right to change specifications and design without notice.

Have a question? Please email us at sales@fpgworld.com or visit www.fpgworld.com for full contact details for your region.

CUSTOMER SUPPORT

Worldwide contact details:



© 2025 Future Products Group Limited

FPGWORLD.COM



IWave



Documents / Resources

	<p>FPGWORD 5000 Series FPG Food Display Solutions [pdf] Owner's Manual IN-5H08-CU-OF-FS, 5000 Series FPG Food Display Solutions, 5000 Series, FPG Food Display Solutions, Display Solutions, Solutions</p>
	<p>FPGWORD 5000 Series FPG Food Display Solutions [pdf] Owner's Manual IN-5C12-CU-OF-FS, 5000 Series FPG Food Display Solutions, 5000 Series, FPG Food Display Solutions, Display Solutions, Solutions</p>
	<p>FPGWORD 5000 Series FPG Food Display Solutions [pdf] Owner's Manual 5000 Series FPG Food Display Solutions, 5000 Series, FPG Food Display Solutions, Display Solutions, Solutions</p>

References

-  [Home - FPG | Food Display Solutions](#)
- [User Manual](#)

[Manuals+](#), [Privacy Policy](#)

This website is an independent publication and is neither affiliated with nor endorsed by any of the trademark owners. The "Bluetooth®" word mark and logos are registered trademarks owned by Bluetooth SIG, Inc. The "Wi-Fi®" word mark and logos are registered trademarks owned by the Wi-Fi Alliance. Any use of these marks on this website does not imply any affiliation with or endorsement.