



FPGWORD 4000 Series Ambient 1200mm Curved on Counter Fixed Front Owner's Manual

[Home](#) » [FPGWORD](#) » FPGWORD 4000 Series Ambient 1200mm Curved on Counter Fixed Front Owner's Manual



FPGWORD 4000 Series Ambient 1200mm Curved on Counter Fixed Front Owner's Manual



CORE PRODUCT TEMPERATURE : AMBIENT

Showing : Inline 4000 Series ambient 1200mm curved on-counter fixed front

Contents

- [1 OPTIONS & ACCESSORIES](#)
- [2 FEATURES](#)
- [3 Operational Excellence](#)
- [4 Documents / Resources](#)
 - [4.1 References](#)
- [5 Related Posts](#)

OPTIONS & ACCESSORIES

Contact a [FPG Sales Representative](#) for our full range, including:

- **Shelf trays:** Toughened safety glass or mild steel.
Colour and woodprint options available for steel shelf trays
- Angled base insert
- Branded decals/inserts
- Rear door or end glass mirror application
- Forward-facing controls
- Thermal divider panels
- Custom joinery solution

RANGE	INLINE 4000 SERIES	
TEMPERATURE	AMBIENT	
MODEL	IN-4A12-CU-FF-OC	IN-4A12-CU-SD-OC
FRONT	CURVED/ FIXED FRONT	CURVED/ SLIDING DOORS
INSTALLATION	ON-COUNTER	
HEIGHT	993mm	
WIDTH	1203mm	
DEPTH	774mm	

FEATURES



High energy efficiency: 0.06 kWh per hour (average)

- **Cabinet operating at ambient temperature**
- Smart display with toughened safety glass encased in brushed stainless steel frame

Fixed Front or Sliding Doors Ambient Display





Three tillable, height-adjustable stainless steel shelves and base are full cabinet width to support maximum display capacity



50,000 hour LED lighting system at 2758 lumens per metre in cabinet top and to each shelf

- Unique shelf mounted ticket strip front and rear: 30mm
- Extrusions at the top and bottom of the cabinet – front only – are fitted with stainless steel panels that can be replaced with branded inserts

Operational Excellence

-  Sliding doors (staff side) and fixed front or sliding doors options (customer side)
-  Constructed from stainless and mild steel for durability with toughened safety glass and double-glazed end panels

- Fan assisted air circulation to mitigate heat build-up
- Positioned on counter top

AMBIENT DATA

MODEL	CORE PRODUCT TEMPERATURE
IN-4A12-CU-XX-OC	Ambient

ELECTRICAL DATA

MODEL	VOLTAGE	PHASE	CURRENT	E24 H(kWh)	kWh per hour (average)	IP RATING	MAINS		LED LIGHTING		
							CONNECTION	CONNECTION PLUG ¹	HOURS	LUMENS	COLOR
IN-4A12-CU-XX-OC	220-240 V	Single	0.26 A	1.4	0.06	IP 20	3 metre, 3 core cable	10 amp, 3 pin plug	50,000	2758 per metre	Natural

¹Please advise country to change plug specification.

CAPACITY, ACCESS & CONSTRUCTION

MODEL	DISPLAY AREA	LEVELS	ACCESS FRONT	ACCESS REAR	CHASSIS CONSTRUCTION
IN-4A12-CU-FF-OC	1.9 m ²	3 Shelves + Base	Fixed front	Sliding doors	Stainless 304 and mild steel
IN-4A12-CU-SD-OC	1.9 m ²	3 Shelves + Base	Sliding doors	Sliding doors	Stainless 304 and mild steel

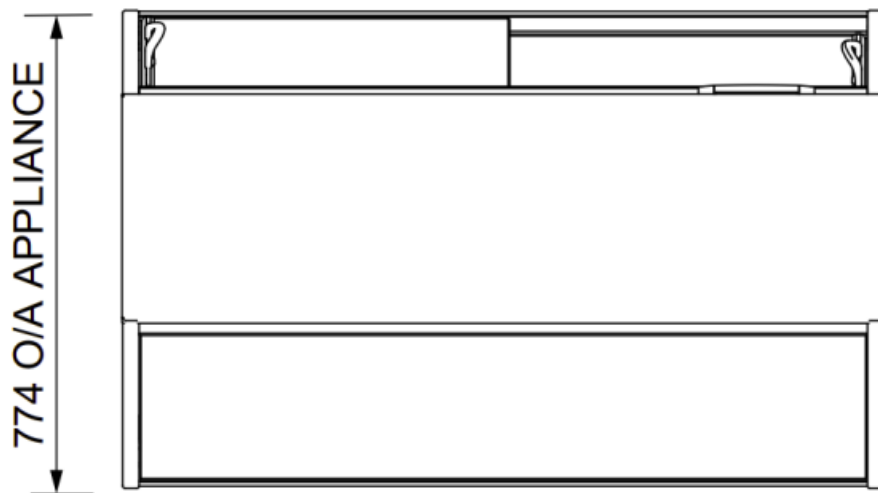
DIMENSIONS

MODEL	H x W x D mm (Uncrated)	MASS (Uncrated)
IN-4A12-CU-XX-OC	993 x 1203 x 774	– kg

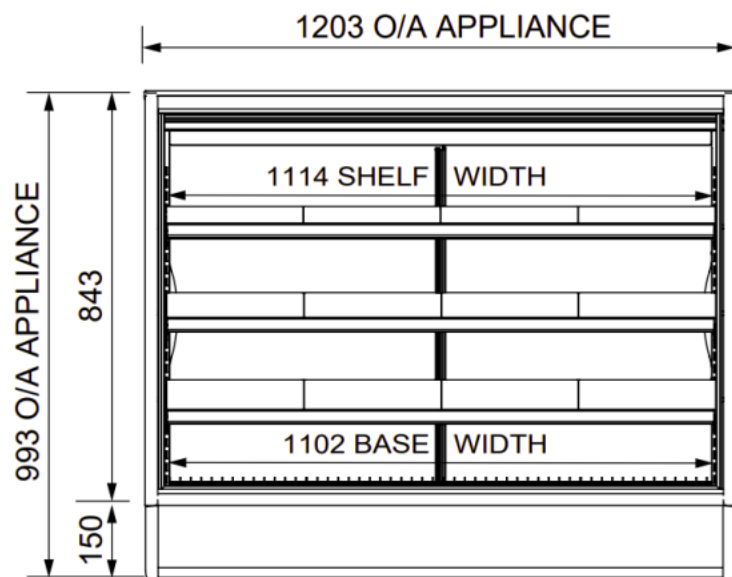
Crated weights and dimensions vary. Please contact us for information on your shipment.

Installation note:

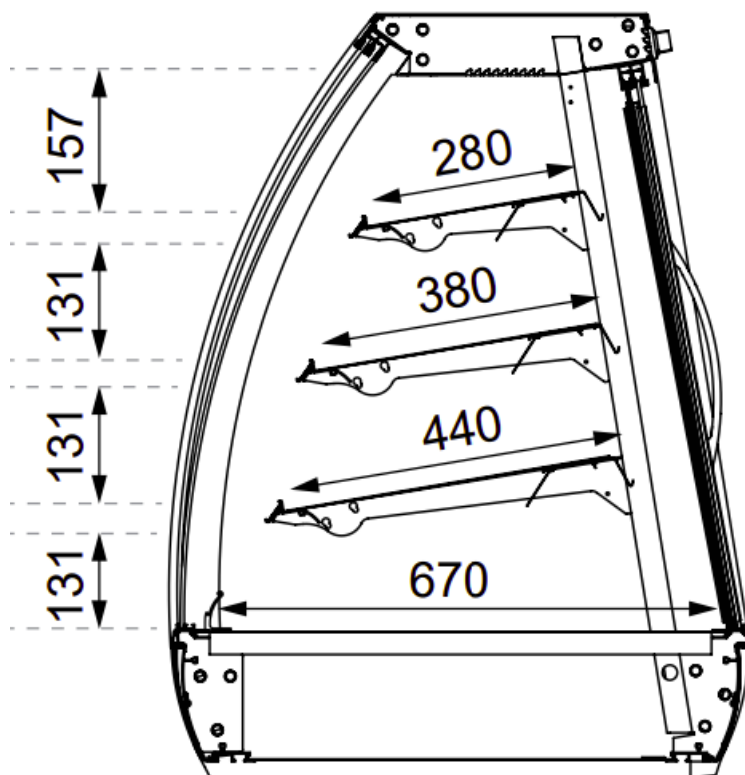
When installing this cabinet next to an adjacent Inline 4000 Series refrigerated cabinet, please install an Inline 4000 Series thermal divider panel (accessory) between them.



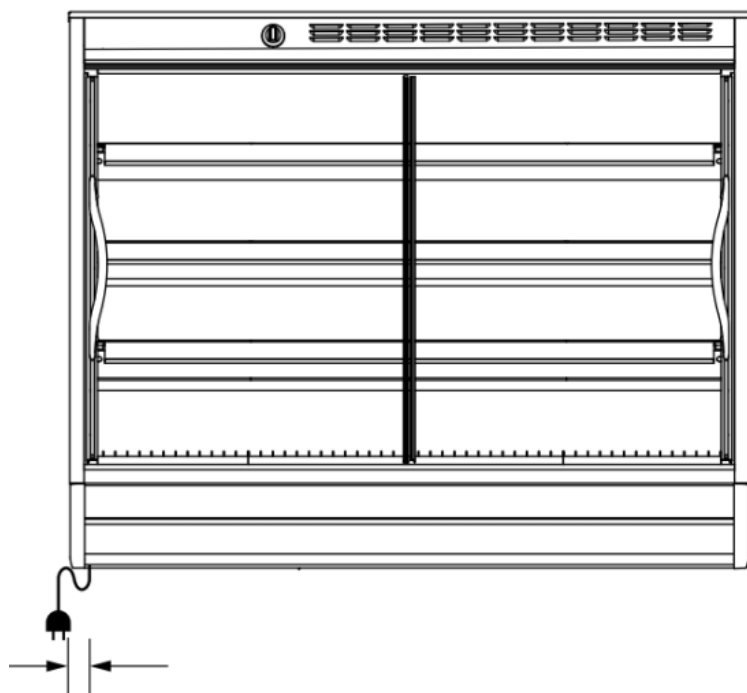
PLAN VIEW



FRONT ELEVATION



SECTION VIEW



REAR ELEVATION

30 CABLE EXIT BASE, CABLE LENGTH 3m

More information including technical data and installation guidelines is available from the Product Manual published on our website.

In line with our policy to continually develop, improve and support our products, Future Products Group Ltd reserves the right to change specifications and design without notice.

Have a question? Please email us at sales@fpgworld.com or visit www.fpgworld.com for full contact details for your region.




Worldwide contact details:



Please contact FPG to discuss your requirements for meeting country-specific standards.



Documents / Resources

	<p>FPGWORD 4000 Series Ambient 1200mm Curved on Counter Fixed Front [pdf] Owner's Manual</p> <p>4000 Series Ambient 1200mm Curved on Counter Fixed Front, 4000 Series, Ambient 1200mm Curved on Counter Fixed Front, 1200mm Curved on Counter Fixed Front, Curved on Counter Fixed Front, Counter Fixed Front, Fixed Front, Front</p>
---	---

References

-  [Home - FPG | Food Display Solutions](#)
- [User Manual](#)

[Manuals+](#), [Privacy Policy](#)

This website is an independent publication and is neither affiliated with nor endorsed by any of the trademark owners. The "Bluetooth®" word mark and logos are registered trademarks owned by Bluetooth SIG, Inc. The "Wi-Fi®" word mark and logos are registered trademarks owned by the Wi-Fi Alliance. Any use of these marks on this website does not imply any affiliation with or endorsement.