



INLINE 3000
Series
Ambient
Display



FPG INLINE 3000 Series Ambient Display Owner's Manual

[Home](#) » [FPG](#) » FPG INLINE 3000 Series Ambient Display Owner's Manual 

Contents

- [1 FPG INLINE 3000 Series Ambient Display](#)
- [2 Specifications](#)
- [3 FEATURES](#)
- [4 OPTIONS & ACCESSORIES](#)
- [5 ELECTRICAL DATA](#)
- [6 DIMENSIONS](#)
- [7 Installation note](#)
- [8 Product Overview](#)
- [9 FAQs](#)
- [10 Documents / Resources](#)
 - [10.1 References](#)
- [11 Related Posts](#)



FPG INLINE 3000 Series Ambient Display



Specifications

- **RANGE** INLINE 3000 SERIES
- **CORE PRODUCT TEMPERATURE** AMBIENT
- **TEMPERATURE** AMBIENT
- **MODEL** IN-3A15-CU-FF-OC IN-3A15-CU-SD-OC
- **FRONT**
 - CURVED/ FIXED FRONT
 - CURVED/ SLIDING DOORS
- **INSTALLATION** ON-COUNTER
- **HEIGHT** 770mm
- **WIDTH** 1503mm
- **DEPTH** 663mm

FEATURES

- High energy efficiency: 0.07 kWh per hour (average)
- Cabinet operating at ambient temperature
- Smart display with toughened safety glass encased in brushed stainless steel frame

Fixed Front or Sliding Doors Ambient Display

- Three tiltable, height-adjustable stainless steel shelves and base are full cabinet width to support maximum display capacity
- 50,000-hour LED lighting system at 2758 lumens per meter in the cabinet to
- Unique shelf-mounted ticket strip front and rear: 30mm
- Extrusions at the top and bottom of the cabinet – front only – are fitted with stainless steel panels that can be replaced with branded inserts

Operational Excellence

- Sliding doors (staff side) and fixed front or sliding doors options (customer side)
- Constructed from stainless and mild steel for durability with toughened safety glass and double-glazed end

panels

- Fan-assisted air circulation to mitigate heat build-up
- Positioned on the countertop

OPTIONS & ACCESSORIES

Contact a [FPG Sales Representative](#) for our full range, including

- Shelf trays: Toughened safety glass or mild steel. Color and wood print options available for steel shelf trays
- 550,000-hour LED lighting on shelves
- Angled base insert
- Branded decals/inserts
- Rear door or end glass mirror application
- Forward-facing controls
- Thermal divider panels
- Custom joinery solution

AMBIENT DATA

MODEL	CORE PRODUCT TEMPERATURE
IN-3A15-CU-XX-OC	Ambient

ELECTRICAL DATA

MODEL	VOLTAGE	PHASE	CURRENT	E24H (kWh)	kWh per hour (average)	IP RATING	MAINS		LED LIGHTING		
							CONNECTION	CONNECTION PLUG ¹	HOURS	LUMENS	COLOUR
IN-3A15-CU-XX-OC	220-240 V	Single	0.31 A	1.68	0.07	IP 20	3 metre, 3 core cable	10 amp, 3 pin plug	50,000	2758 per metre	Natural

Please advise the country to change the plug specification

CAPACITY, ACCESS & CONSTRUCTION

MODEL	DISPLAY AREA	LEVELS	ACCESS FRONT	ACCESS REAR	CHASSIS CONSTRUCTION
IN-3A15-CU-FF-OC	1.9 m ²	3 Shelves + Base	Fixed front	Sliding doors	Stainless 304 and mild steel
IN-3A15-CU-SD-OC	1.9 m ²	3 Shelves + Base	Sliding doors	Sliding doors	Stainless 304 and mild steel

DIMENSIONS

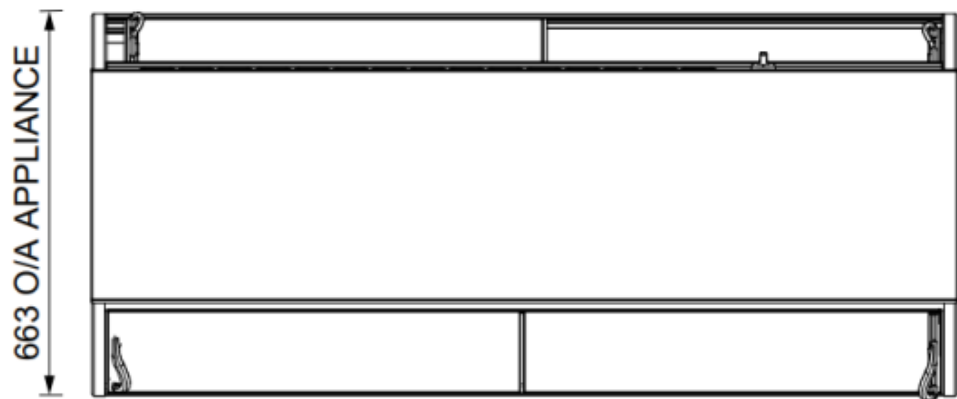
MODEL	H x W x D mm (Uncrated)	MASS (Uncrated)
IN-3A15-CU-XX-OC	770 x 1503 x 663	81 kg

Crated weights and dimensions vary. Please contact us for information on your shipment.

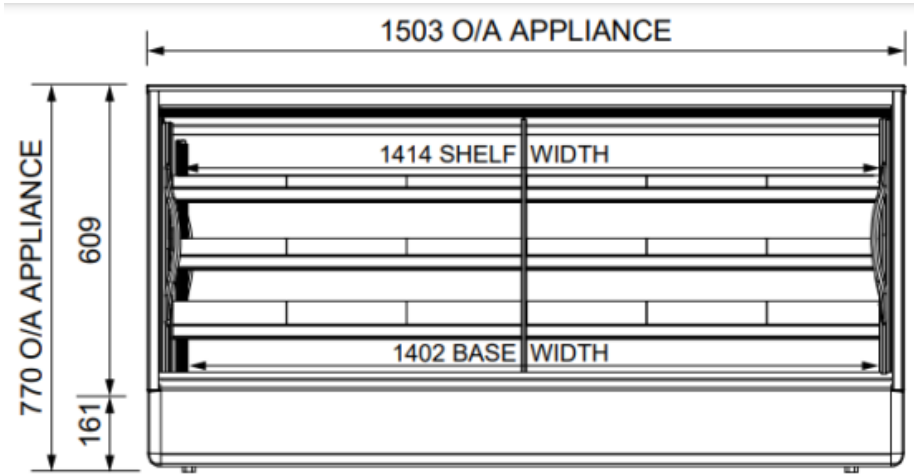
Installation note

When installing this cabinet next to an adjacent Inline 3000 Series refrigerated cabinet, please install an Inline 3000 Series thermal divider panel (accessory) between them.

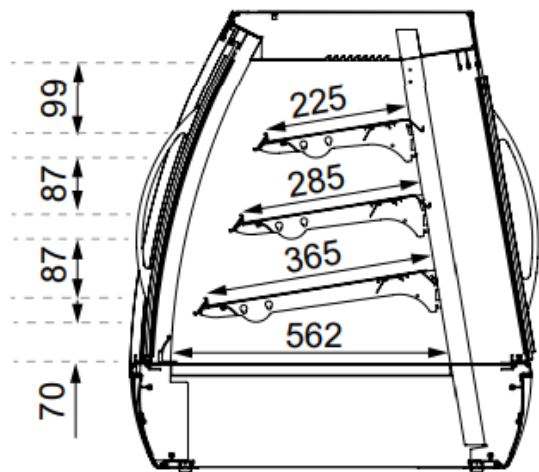
Product Overview



PLAN VIEW



FRONT ELEVATION



SECTION VIEW

More information including technical data and installation guidelines is available from the Product Manual published on our website.

In line with our policy to continually develop, improve, and support our products, Future Products Group Ltd reserves the right to change specifications and designs without notice.

Have a question?

Please email us at sales@fpgworld.com or visit www.fpgworld.com for full contact details for your region.

FAQs


Q: Can the doors be interchanged between fixed front and sliding doors?

A: Yes, the product offers options for both fixed front and sliding doors, providing flexibility based on your needs.

Q: What should I do if I need to change the plug specification for my country?

A: Please contact FPG to discuss your requirements for changing the plug specification to meet country-specific standards.

Documents / Resources

	<p>FPG INLINE 3000 Series Ambient Display [pdf] Owner's Manual INLINE 3000 Series, INLINE 3000 Series Ambient Display, Ambient Display, Display</p>
--	---

References

-  [Home - FPG | Food Display Solutions](#)
- [User Manual](#)

Manuals+, Privacy Policy

This website is an independent publication and is neither affiliated with nor endorsed by any of the trademark owners. The "Bluetooth®" word mark and logos are registered trademarks owned by Bluetooth SIG, Inc. The "Wi-Fi®" word mark and logos are registered trademarks owned by the Wi-Fi Alliance. Any use of these marks on this website does not imply any affiliation with or endorsement.