



FPG INLINE 3000
Series 900 On
Counter Square
Ambient



FPG INLINE 3000 Series 900 On Counter Square Ambient Owner's Manual

[Home](#) » [FPG](#) » FPG INLINE 3000 Series 900 On Counter Square Ambient Owner's Manual 

Contents

- [1 FPG INLINE 3000 Series 900 On Counter Square Ambient](#)
- [2 Product Information](#)
- [3 Product Usage Instructions](#)
- [4 FEATURES](#)
- [5 OPTIONS & ACCESSORIES](#)
- [6 Installation note](#)
- [7 FAQ](#)
- [8 Documents / Resources](#)
 - [8.1 References](#)
- [9 Related Posts](#)



FPG INLINE 3000 Series 900 On Counter Square Ambient



Product Information

Specifications

RANGE	INLINE 3000 SERIES	
TEMPERATURE	AMBIENT	
MODEL	IN-3A09-SQ-FF-OC	IN-3A09-SQ-SD-OC
FRONT	SQUARE/ FIXED FRONT	SQUARE/ SLIDING DOORS
INSTALLATION	ON-COUNTER	
HEIGHT	777mm	
WIDTH	900mm	
DEPTH CORE PRODUCT TEMP ERATURE	662mm AMBIENT	

Product Usage Instructions

Installation

Ensure the cabinet is placed on a flat, stable surface with proper ventilation. Refer to the product manual for detailed installation guidelines.

Shelf Adjustment

The two stainless steel shelves and base are height-adjustable and tiltable to optimize display capacity.

Lighting System

The LED lighting system provides bright illumination for displayed items. Contact FPG for replacement options after 50,000 hours of use.

Cleaning and Maintenance

Regularly clean the cabinet using mild detergent and a soft cloth. Ensure the power is disconnected before cleaning.

FEATURES

- High energy efficiency: 0.033 kWh per hour (average)
- Cabinet operating at ambient temperature
- Smart display with double-glazed glass finished with a black trim

Fixed Front or Sliding Doors Ambient Display

- Two tiltable, height-adjustable stainless steel shelves and base are full cabinet width to support maximum display capacity
- 50,000 hour LED lighting system at 2758 lumens per metre in cabinet top
- Unique shelf mounted ticket strip front and rear: 30mm
- Extrusions at the bottom of the cabinet – both front and rear -are fitted with stainless steel panels that can be replaced with branded inserts

Operational Excellence

- Sliding doors (staff side) and fixed front or sliding doors options (customer side)
- Constructed from stainless and mild steel for durability with fully double-glazed, toughened safety glass
- Fan assisted air circulation to mitigate heat build-up
- Positioned on counter top

OPTIONS & ACCESSORIES

Contact a FPG Sales Representative for our full range, including:

- Shelf trays: Toughened safety glass or mild steel. Colour and woodprint options available for steel shelf trays
- 50,000 hour LED lighting to shelves
- Angled base insert
- Branded decals/inserts
- Rear door or end glass mirror application
- Forward-facing controls
- Thermal divider panels
- Custom joinery solution

AMBIENT DATA

MODEL	CORE PRODUCT TEMPERATURE
IN-3A09-SQ-XX-OC	Ambient

ELECTRICAL DATA

MODEL	VOLTAGE	PHASE	CURRENT	E24 H(kWh)	kWh per hour (average)	IP RATING	MAINS		LED LIGHTING		
							CONNECTION	CONNECTION PLUG1	HOURS	LUMENS	COLOR
IN-3A09-SQ-XX-OC	220-240 V	Single	0.14 A	0.79	0.033	IP 20	3 metre, 3 core cable	10 amp, 3 pin plug	50,000	2758 per metre	Natural

1Please advise country to change plug specification.

CAPACITY, ACCESS & CONSTRUCTION

MODEL	DISPLAY AREA	LEVELS	ACCESS FRONT	ACCESS REAR	CHASSIS CONSTRUCTION
IN-3A09-SQ-FF-OC	0.93 m2	2 Shelves + Base	Fixed front	Sliding doors	Stainless 304 and mild steel
IN-3A09-SQ-SD-OC	0.93 m2	2 Shelves + Base	Sliding doors	Sliding doors	Stainless 304 and mild steel


DIMENSIONS

MODEL	H x W x D mm (Uncrated)	MASS (Uncrated)
IN-3A09-SQ-XX-OC	777 x 900 x 662	– kg

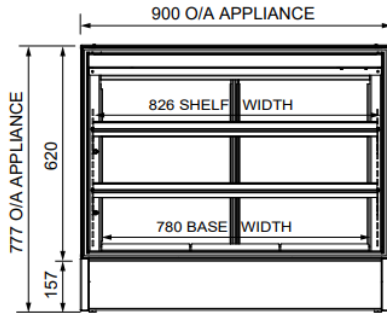
Crated weights and dimensions vary. Please contact us for information on your shipment.

Installation note

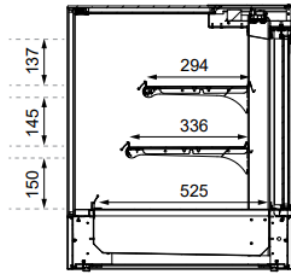
When installing this cabinet next to an adjacent Inline 3000 Series refrigerated cabinet, please install an Inline 3000 Series thermal divider panel (accessory) between them.



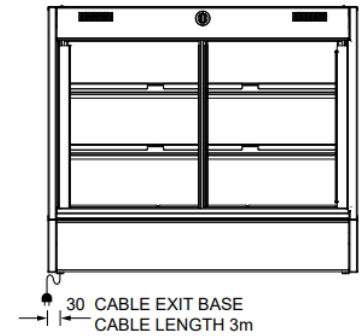
PLAN VIEW



FRONT ELEVATION



SECTION VIEW



REAR ELEVATION

More information including technical data and installation guidelines is available from the Product Manual published on our website.

In line with our policy to continually develop, improve and support our products, Future Products Group Ltd reserves the right to change specifications and design without notice.

Have a question? Please email us at sales@fpgworld.com or visit www.fpgworld.com for full contact details for your region.

12/24 © 2024 Future Products Group Limited

Worldwide contact details: FPGWORLD.COM



FAQ

Q: Can the cabinet be customized with additional accessories?

A: Yes, contact a FPG Sales Representative for a full range of options and accessories to enhance the functionality of the cabinet.


Q: What is the recommended voltage for the product?

A: The recommended voltage is 220-240 V Single Phase. Please consult FPG for plug specification changes based on country requirements.

Q: How can I access technical data and installation guidelines?

A: Detailed technical data and installation guidelines are available in the Product Manual on the FPG website. For further assistance, contact FPG directly.

Documents / Resources

	<p>FPG INLINE 3000 Series 900 On Counter Square Ambient [pdf] Owner's Manual IN-3A09-SQ-FF-OC, IN-3A09-SQ-SD-OC, INLINE 3000 Series 900 On Counter Square Ambient, INLINE 3000 Series, 900 On Counter Square Ambient, Counter Square Ambient, Square Ambient, Ambient</p>
---	---

References

-  [Home - FPG | Food Display Solutions](#)
- [User Manual](#)

[Manuals+](#), [Privacy Policy](#)

This website is an independent publication and is neither affiliated with nor endorsed by any of the trademark owners. The "Bluetooth®" word mark and logos are registered trademarks owned by Bluetooth SIG, Inc. The "Wi-Fi®" word mark and logos are registered trademarks owned by the Wi-Fi Alliance. Any use of these marks on this website does not imply any affiliation with or endorsement.