



FPG INLINE 3000 Series 600 In Counter Square Owner's Manual

[Home](#) » [FPG](#) » FPG INLINE 3000 Series 600 In Counter Square Owner's Manual 

Contents

- 1 FPG INLINE 3000 Series 600 In Counter Square
- 2 FEATURES
- 3 Operational Excellence
- 4 OPTIONS & ACCESSORIES
- 5 SPECIFICATIONS
- 6 AMBIENT DATA
- 7 ELECTRICAL DATA
- 8 CAPACITY, ACCESS & CONSTRUCTION
- 9 DIMENSIONS
- 10 Installation note;
- 11 Product Usage Instructions:
 - 11.1 1. Installation:
 - 11.2 2. Display Configuration:
 - 11.3 3. Lighting System:
 - 11.4 4. Maintenance:
- 12 Specifications:
- 13 FAQ:
 - 13.1 Q: Can the cabinet be customized for specific country standards?
 - 13.2 Q: Are there additional accessories available for this model?
- 14 Documents / Resources
 - 14.1 References
- 15 Related Posts



OWNER'S MANUAL

Showing : Inline 3000 Series ambient 600mm square in-counter fixed front

FEATURES

1. **High energy efficiency:** 0.021 kWh per hour (average)
2. Cabinet operating at ambient temperature
 - Smart display with double-glazed glass finished with a black trim
3. Fixed Front or Sliding Doors Ambient Display
 - Two tiltable, height-adjustable stainless steel shelves and base are full cabinet width to support maximum

display capacity

- 50,000 hour LED lighting system at 2758 lumens per metre in cabinet top
- Unique shelf mounted ticket strip front and rear: 30mm

Operational Excellence

1. Sliding doors (staff side) and fixed front or sliding doors options (customer side)
 2. Constructed from stainless and mild steel for durability with fully double-glazed, toughened safety glass
- Fan assisted air circulation to mitigate heat build-up
 - Designed to be installed into joinery

OPTIONS & ACCESSORIES

Contact a FPG Sales Representative for our full range, including:

- **Shelf trays:** Toughened safety glass or mild steel. Colour and woodprint options available for steel shelf trays
- 50,000 hour LED lighting to shelves
- Angled base insert
- Branded decals
- Rear door or end glass mirror application
- Forward-facing controls
- Thermal divider panels
- Custom joinery solution

SPECIFICATIONS

RANGE	INLINE 3000 SERIES	
TEMPERATURE	AMBIENT	
MODEL	IN-3A06-SQ-FF-IC	IN-3A06-SQ-SD-IC
FRONT	SQUARE/ FIXED FRONT	SQUARE/ SLIDING DOORS
INSTALLATION	IN-COUNTER	
HEIGHT	771mm	
WIDTH	600mm	
WIDTH	600mm	
CORE PRODUCT TEMPERATURE	AMBIENT	

AMBIENT DATA

MODEL	CORE PRODUCT TEMPERATURE
IN-3A06-SQ-XX-IC	Ambient

ELECTRICAL DATA

MODEL	VOLTAGE	PHASE	CURRENT	E24 H (kWh)	kWh per hour (average)	IP RATING	MAINS		LED LIGHTING		
							CONNECTION	CONNECTION PLUG ¹	HOURS	LUMENS	COLOR
IN-3A06-SQ-XX-IC	220-240 V	Single	0.09 A	0.50	0.021	IP 20	3 metre, 3 core cable	10 amp, 3 pin plug	50,000	2758 per metre	Natural

Please advise country to change plug specification.

CAPACITY, ACCESS & CONSTRUCTION

MODEL	DISPLAY AREA	LEVELS	ACCESS FRONT	ACCESS REAR	CHASSIS CONSTRUCTION
IN-3A06-SQ-FF-IC	0.58 m ²	2 Shelves + Base	Fixed front	Sliding doors	Stainless 304 and mild steel
IN-3A06-SQ-SD-IC	0.58 m ²	2 Shelves + Base	Sliding doors	Sliding doors	Stainless 304 and mild steel

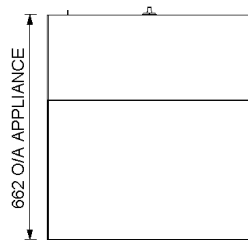
DIMENSIONS

MODEL	H x W x D mm (Uncrated)	MASS (Uncrated)
IN-3A06-SQ-XX-IC	771 x 600 x 662	– kg

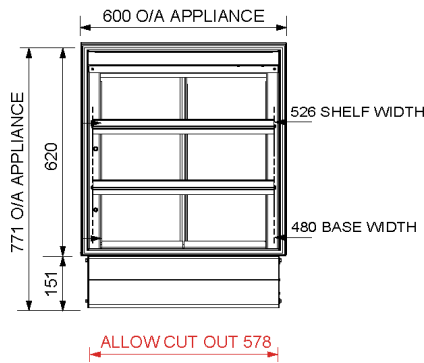
Crated weights and dimensions vary. Please contact us for information on your shipment.

Installation note;

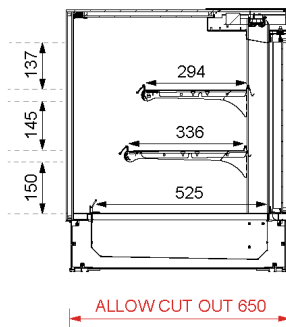
Model cutout dimensions: IN-3A06-SQ-XX-IC models require 578 x 650mm benchtop cutout (see product manual for installation guide). When installing this cabinet next to an adjacent Inline 3000 Series refrigerated cabinet, please install an Inline 3000 Series thermal divider panel (accessory) between them.



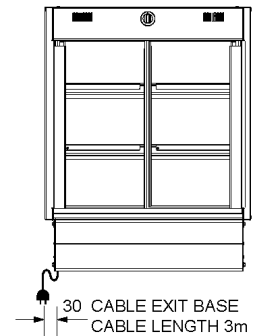
PLAN VIEW



FRONT ELEVATION



SECTION VIEW



REAR ELEVATION

More information including technical data and installation guidelines is available from the Product Manual published on our website.

In line with our policy to continually develop, improve and support our products, Future Products Group Ltd reserves the right to change specifications and design without notice.

Product Usage Instructions:

1. Installation:

Follow the model cutout dimensions specified in the product manual. Ensure a benchtop cutout of 578 x 650mm for IN-3A06-SQ-XX-IC models. When placing the cabinet next to an Inline 3000 Series refrigerated cabinet, use the Inline 3000 Series thermal divider panel between them.

2. Display Configuration:

The cabinet comes with two tiltable, height-adjustable stainless steel shelves and base that are full cabinet width, providing maximum display capacity. Choose between fixed front or sliding doors options based on your preference.

3. Lighting System:

The cabinet features a 50,000 hour LED lighting system at 2758 lumens per metre in the cabinet top, ensuring optimal visibility of displayed items.

4. Maintenance:

Regularly clean the cabinet using mild cleaning agents and a soft cloth to maintain its appearance and functionality.

Please contact FPG to discuss your requirements for meeting country-specific standards.

Specifications:

- Model: IN-3A06-SQ-XX-IC
- Core Product Temperature: Ambient
- Electrical Data:
 - Voltage: 220-240 V Single
 - Phase: 1
 - Current: 0.09 A
 - Energy Efficiency: 0.021 kWh per hour (average)
- LED Lighting:
 - Hours: 50,000
 - Lumens: 2758 per metre
 - Color: Natural
- Capacity & Construction:
 - Display Area: 0.58 m2
 - Levels: 2 Shelves + Base
 - Chassis Construction: Stainless 304 and mild steel
- Dimensions:
 - 771 x 600 x 662 mm (Uncrated)

Have a question?

Please email us at sales@fpgworld.com or visit www.fpgworld.com for full contact details for your region.

Worldwide contact details



12/24 © 2024 Future Products Group Limited

FPGWORLD.COM



FAQ:

Q: Can the cabinet be customized for specific country standards?

A: Yes, please contact FPG to discuss your requirements for meeting country-specific standards and potential plug specification changes.


Q: Are there additional accessories available for this model?

A: Contact a FPG Sales Representative for the full range of options and accessories, including sustainability benefits.

For more detailed technical data and installation guidelines, refer to the Product Manual on our website. Specifications and design are subject to change without notice as part of our product development and improvement policy.

If you have any further questions, feel free to email us at sales@fpgworld.com or visit www.fpgworld.com for contact details specific to your region.

Documents / Resources

	<p>FPG INLINE 3000 Series 600 In Counter Square [pdf] Owner's Manual IN-3A06-SQ-FF-IC, IN-3A06-SQ-SD-IC, IN-3A06-SQ-XX-IC, INLINE 3000 Series 600 In Counter Square, INLINE 3000 Series, 600 In Counter Square, Counter Square, Square</p>
--	---

References

-  [Home - FPG | Food Display Solutions](#)
- [User Manual](#)

[Manuals+](#), [Privacy Policy](#)

This website is an independent publication and is neither affiliated with nor endorsed by any of the trademark owners. The "Bluetooth®" word mark and logos are registered trademarks owned by Bluetooth SIG, Inc. The "Wi-Fi®" word mark and logos are registered trademarks owned by the Wi-Fi Alliance. Any use of these marks on this website does not imply any affiliation with or endorsement.