



FPG Inline 3000 Series 1500 Curved In-Counter Ambient Owner's Manual

[Home](#) » [FPG](#) » FPG Inline 3000 Series 1500 Curved In-Counter Ambient Owner's Manual 



Showing : Inline 3000 Series ambient 1500mm curved in-counter fixed front


Contents

- [1 Inline 3000 Series 1500 Curved In-Counter Ambient](#)
- [2 FEATURES](#)
- [3 Documents / Resources](#)
 - [3.1 References](#)

Inline 3000 Series 1500 Curved In-Counter Ambient


RANGE	INLINE 3000 SERIES	
TEMPERATURE	AMBIENT	
MODEL	IN-3A15-CU-FF-IC	IN-3A15-CU-SD-IC
FRONT	CURVED/ FIXED FRONT	CURVED/ SLIDING DOORS
INSTALLATION	IN-COUNTER	
HEIGHT	761mm	
WIDTH	1503mm	
DEPTH	663mm	
CORE PRODUCT TEMPERATURE	AMBIENT	


FEATURES

 High energy efficiency: 0.07 kWh per hour (average)

- Cabinet operating at ambient temperature
- Smart display with toughened safety glass encased in brushed stainless steel frame

Fixed Front or Sliding Doors Ambient Display


 Three tittable, height-adjustable stainless steel shelves and base are full cabinet width to support maximum display capacity

 50,000 hour LED lighting system at 2758 lumens per metre in cabinet top

- Unique shelf mounted ticket strip front and rear: 30mm
- Extrusion at the top of the cabinet – front only – is fitted with a stainless steel panel that can be replaced with a branded insert

Operational Excellence

 Sliding doors (staff side) and fixed front or sliding doors options (customer side)

 Constructed from stainless and mild steel for durability with toughened safety glass and double-glazed end panels

- Fan-assisted air circulation to mitigate heat build-up
- Designed to be installed into joinery

OPTIONS & ACCESSORIES

Contact a [FPG Sales Representative](#) for our full range, including:

- Shelf trays: Toughened safety glass or mild steel. Colour and woodprint options available for steel shelf trays

- 50,000 hour LED lighting to shelves
- Angled base insert
- Branded decals/insert
- Rear door or end glass mirror application
- Forward-facing controls
- Thermal divider panels
- Custom joinery solution

AMBIENT DATA

MODEL	CORE PRODUCT TEMPERATURE
IN-3A15-CU-XX-IC	Ambient

ELECTRICAL DATA

MODEL	VOLTAGE	PHASE	CURRENT	E24 H (kW h)	kWh per hour (average)	IP RATING	MAINS		LED LIGHTING		
							CONNECTION	CONNECTION PLUG1	HOURS	LUMENS	COLOR
IN-3A15-CU-XX-IC	220-240 V	Single	0.31 A	1.68	0.07	IP 20	3 metre, 3 core cable	10 amp, 3 pin plug	50,000	2758 per metre	Natural

1 Please advise country to change plug specification.

CAPACITY, ACCESS & CONSTRUCTION

MODEL	DISPLAY AREA	LEVELS	ACCESS FRONT	ACCESS REAR	CHASSIS CONSTRUCTION
IN-3A15-CU-FF-IC	1.9 m2	3 Shelves + Base	Fixed front	Sliding doors	Stainless 304 and mild steel
IN-3A15-CU-SD-IC	1.9 m2	3 Shelves + Base	Sliding doors	Sliding doors	Stainless 304 and mild steel

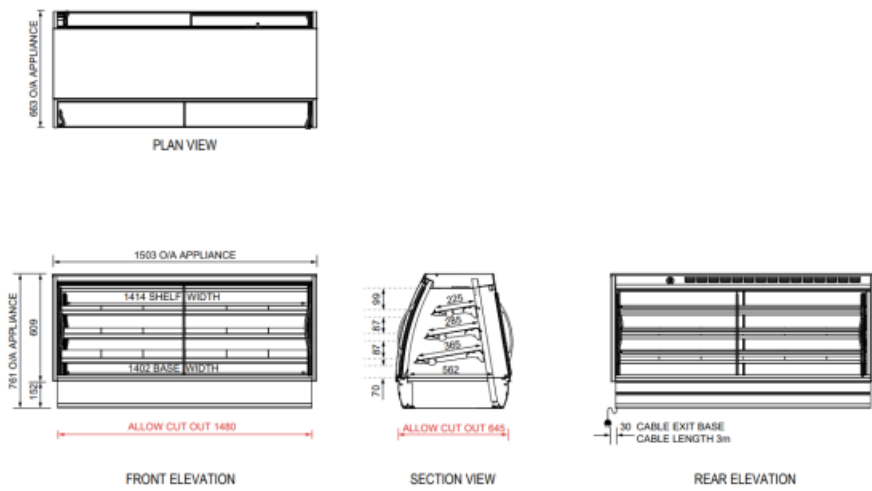
DIMENSIONS

MODEL	H x W x D mm (Uncrated)	MASS (Uncrated)
IN-3A15-CU-XX-IC	761 x 1503 x 663	81 kg

Crated weights and dimensions vary. Please contact us for information on your shipment.

Installation note;

Model cutout dimensions: IN-3A08-CU-XX-IC models require 1480 x 645mm benchtop cutout (see product manual for installation guide). When installing this cabinet next to an adjacent Inline 3000 Series refrigerated cabinet, please install an Inline 3000 Series thermal divider panel (accessory) between them.



More information including technical data and installation guidelines is available from the Product Manual published on our website.

In line with our policy to continually develop, improve and support our products, Future Products Group Ltd reserves the right to change specifications and design without notice.

Have a question? Please email us at sales@fpgworld.com or visit www.fpgworld.com for full contact details for your region.

12/24 © 2024 Future Products Group Limited



Worldwide contact details:

<https://fpgworld.com/FPG-Global-Locations-Contact>



Please contact FPG to discuss your requirements for meeting country-specific standards.

FPGWORLD.COM

Documents / Resources

	<p>FPG Inline 3000 Series 1500 Curved In-Counter Ambient [pdf] Owner's Manual IN-3A15-CU-FF-IC, IN-3A15-CU-SD-IC, Inline 3000 Series 1500 Curved In-Counter Ambient, In-Counter Ambient, Ambient</p>
--	--

References

-  [Home - FPG | Food Display Solutions](#)
- [User Manual](#)

[Manuals+](#), [Privacy Policy](#)

This website is an independent publication and is neither affiliated with nor endorsed by any of the trademark owners. The "Bluetooth®" word mark and logos are registered trademarks owned by Bluetooth SIG, Inc. The "Wi-Fi®" word mark and logos are registered trademarks owned by the Wi-Fi Alliance. Any use of these marks on this website does not imply any affiliation with or endorsement.