

FPG

**4000 Series 800 on
Counter/Square
Heated Counter**



FPG 4000 Series 800 on Counter/Square Heated Counter Owner's Manual

[Home](#) » [FPG](#) » FPG 4000 Series 800 on Counter/Square Heated Counter Owner's Manual 

Contents

- [1 FPG 4000 Series 800 on Counter/Square Heated Counter](#)
- [2 Specifications](#)
- [3 FEATURES](#)
- [4 OPTIONS & ACCESSORIES](#)
- [5 FAQ](#)
- [6 Documents / Resources](#)
 - [6.1 References](#)



FPG 4000 Series 800 on Counter/Square Heated Counter



Specifications

RANGE	INLINE 4000 SERIES	
TEMPERATURE	HEATED	
MODEL	IN-4H08-SQ-FF-IC	IN-4H08-SQ-SD-IC
FRONT	SQUARE/ FIXED FRONT	SQUARE/ SLIDING DOORS
INSTALLATION	IN-COUNTER	
HEIGHT	996mm	
WIDTH	803mm	
DEPTH	778mm	

TEMPERATURE RANGE	+55°C – +95°C
RECOMMENDED CORE PRODUCT TEMPERATURE	+65°C – +80°C
ENVIRONMENTAL TEST CONDITIONS	22°C / 65% RH

FEATURES

- High energy efficiency: 1.54 kWh per hour (average) Cabinet operating temperature range +55°C – +95°C
Recommended core product temperature +65°C – +80°C
- Smart display with toughened safety glass encased in brushed stainless steel frame

Fixed Front or Sliding Doors Heated Display

- Three tiltable, height-adjustable stainless steel wire rack shelves are full cabinet width to support maximum display capacity

- 25,000-hour LED lighting system at 2758 lumens per metre in cabinet tops and shelves
- Unique shelf-mounted ticket strip front and rear: 30mm

Operational Excellence

- Sliding doors (staff side) and fixed front or sliding doors options (customer side)
- Constructed from stainless and mild steel with toughened safety glass and double-glazed end panels for maximum energy efficiency, climate control and durability
- Low wattage density element provides even temperature distribution
- Designed to be installed into joinery

Showing: Inline 4000 Series heated 800mm square in-counter with fixed front

OPTIONS & ACCESSORIES

Contact a [FPG Sales Representative](#) for our full range, including:

- Shelf trays: Toughened safety glass, stainless or mild steel. Colour and wood print options available for steel shelf trays
- Stainless steel product trays with sides
- Stainless steel pie chutes
- Additional shelf
- Ticket strip to base: 30mm
- Rear door or end glass mirror application
- Branded decals
- Forward-facing controls
- Thermal divider panels
- Custom joinery solution

HEATED DATA

MODEL	TEMPERATURE RANGE	RECOMMENDED CO RE PRODUCT TEMPER ATURE	ENVIRONMENTAL T EST CONDITIONS	HEATING
IN-4H08-SQ- XX-IC	+55°C – +95°C	+65°C – +80°C	22°C / 65% RH	Low wattage density element

ELECTRICAL DATA

MODEL	VOLTAGE	PHASE	CURRENT	E24 H (kW h)	kWh per hour (average)	IP RATING	MAINS		LED LIGHTING		
							CONNECTION	CONNECTION PLUG1	HOURS	LUMENS	COLOR
IN-4H08-SQ-XX-IC	220-240 V	Single	6.7 A	36.9	1.54	IP 20	3 metre, 3 core cable	10 amp, 3 pin plug	25,000	2758 per metre	Natural

1. Please advise country to change plug specification.

CAPACITY, ACCESS & CONSTRUCTION

MODEL	DISPLAY AREA	LEVELS	ACCESS FRONT	ACCESS REAR	CHASSIS CONSTRUCTION
IN-4H08-SQ-FF-IC	1.0 m2	3 Shelves	Fixed front	Sliding doors	Stainless 304 and mild steel
IN-4H08-SQ-SD-IC	1.0 m2	3 Shelves	Sliding doors	Sliding doors	Stainless 304 and mild steel

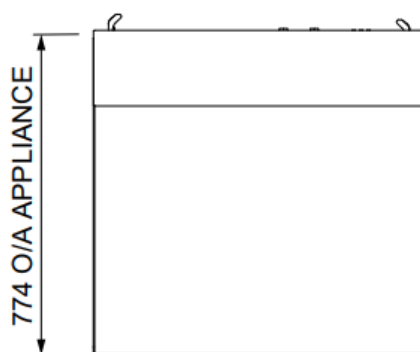
DIMENSIONS

MODEL	H x W x D mm (Uncrated)	MASS (Uncrated)
IN-4H08-SQ-XX-IC	996 x 803 x 778	– kg

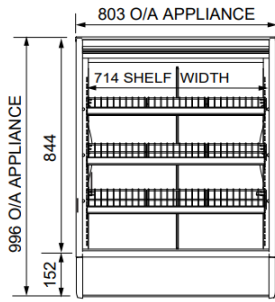
Crated weights and dimensions vary. Please contact us for information on your shipment.

Installation note

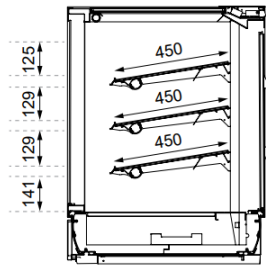
Model cutout dimensions: IN-4H08-SQ-XX-IC models require 775 x 755mm benchtop cutout (see product manual for installation guide).



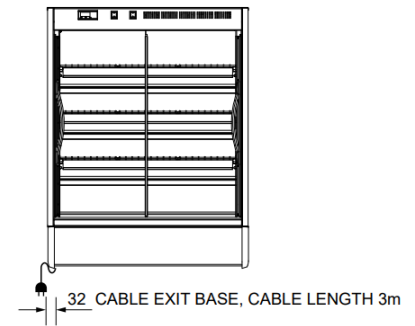
PLAN VIEW



FRONT ELEVATION



SECTION VIEW



REAR ELEVATION

More information including technical data and installation guidelines is available from the Product Manual published on our website. In line with our policy to continually develop, improve and support our products, Future Products Group Ltd reserves the right to change specifications and design without notice. Have a question? Please email us at sales@fpgworld.com or visit www.fpgworld.com for full contact details for your region.

Worldwide
contact
details:



FAQ

Q: Can the unit accommodate different plug specifications?

A: Yes, please advise us of your country to change the plug specification accordingly.

Q: What is the capacity of the display area?

A: The display area is 1.0 m² with 3 shelves for product placement.

Q: How do I access the products in the display area?

A: Depending on the model, you can access the products through fixed front or sliding doors on the customer side.

Documents / Resources

	<p>FPG 4000 Series 800 on Counter/Square Heated Counter [pdf] Owner's Manual IN-4H08-SQ-FF-OC, IN-4H08-SQ-SD-OC, IN-4H08-SQ-XX-OC, 4000 Series 800 on Counter Square Heated Counter, 4000 Series, 800 on Counter Square Heated Counter, on Counter Square Heated Counter, Square Heated Counter, Heated Counter, Counter</p>
--	--

References

- [FPG Home - FPG | Food Display Solutions](#)
- [User Manual](#)

