



FOXTECH MAP-A7R Full-Frame Mapping Camera User Manual

[Home](#) » [FOXTECH](#) » FOXTECH MAP-A7R Full-Frame Mapping Camera User Manual 



MAP-A7R Full-Frame Mapping Camera

Contents

- [1 Description](#)
- [2 Insert the SD Card](#)
- [3 Shutter Setting](#)
- [4 Power Supply & Trigger](#)
- [5 Flight Controller Setting \(CUAV V5+, 4.0.7\)](#)
- [6 Documents / Resources](#)
- [7 Related Posts](#)

Description



1. Multi 2. HDMI 3. Power Off * 4. Screen	5. SD Card 6. Menu 7. Thumb Wheel 8. Trigger
--	---

* Press down the Power Off button to turn off the camera, and release the button to turn on the camera. After changing the parameter setting, the camera should be powered off to save the change. Directly cutting off the power won't save the setting.

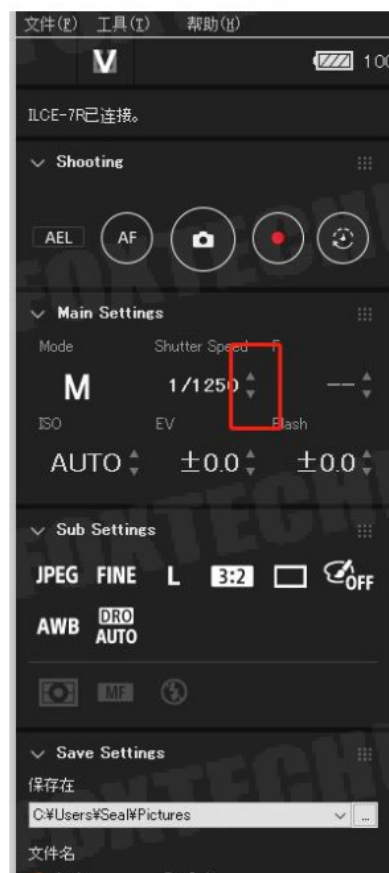
Insert the SD Card

Insert the SD card into the camera as the arrow indicates. The wrong direction will lead to damage to the camera.



Shutter Setting

Use the Micro USB cable to connect the camera to the computer via Multi-Port. Install Remote Camera Control software on the computer. When changing the camera setting, the camera should be powered on.




Click the up/down arrow to adjust the shutter speed. Press the Power Off button on the camera to save the setting.

Power Supply & Trigger



Power & Flight Controller

- Yellow: Trigger (Low level)
- Blue: Hot shoe (Low level) *
- Black *2: GND
- Red: Power supply (9~27V)



Please pay a attention
to the dowel pin.

*If the camera is triggered by the flight controller, do remember to pick out the Hot Shoe, or it will connect with the Vcc of the flight controller and be damaged.


Flight Controller Setting (CUAV V5+, 4.0.7)

Trigger to AUX5; Hot Shoe to AUX6 (or PPK)

CAM_TRIGG_TYPE	1	RELAY
RELAY_PIN	54	AUX5
SERVO14_FUNCTION	-1	GPIO
SERVO13_FUNCTION	-1	GPIO
CAM_FEEDBACK_PIN	55	AUX6
CAM_RELAY_ON	0	Low
CAM_FEEDBACK-POL	1	Low

2022 FOXTECH All Rights Reserved 5

Documents / Resources

	<p>FOXTECH MAP-A7R Full-Frame Mapping Camera [pdf] User Manual</p> <p>MAP-A7R Full-Frame Mapping Camera, MAP-A7R, Full-Frame Mapping Camera, Mapping Camera, Camera</p>
---	---