




FoxAlien HFS-800 Dust Separator User Guide

[Home](#) » [FoxAlien](#) » FoxAlien HFS-800 Dust Separator User Guide 


FoxAlien HFS-800 Dust Separator



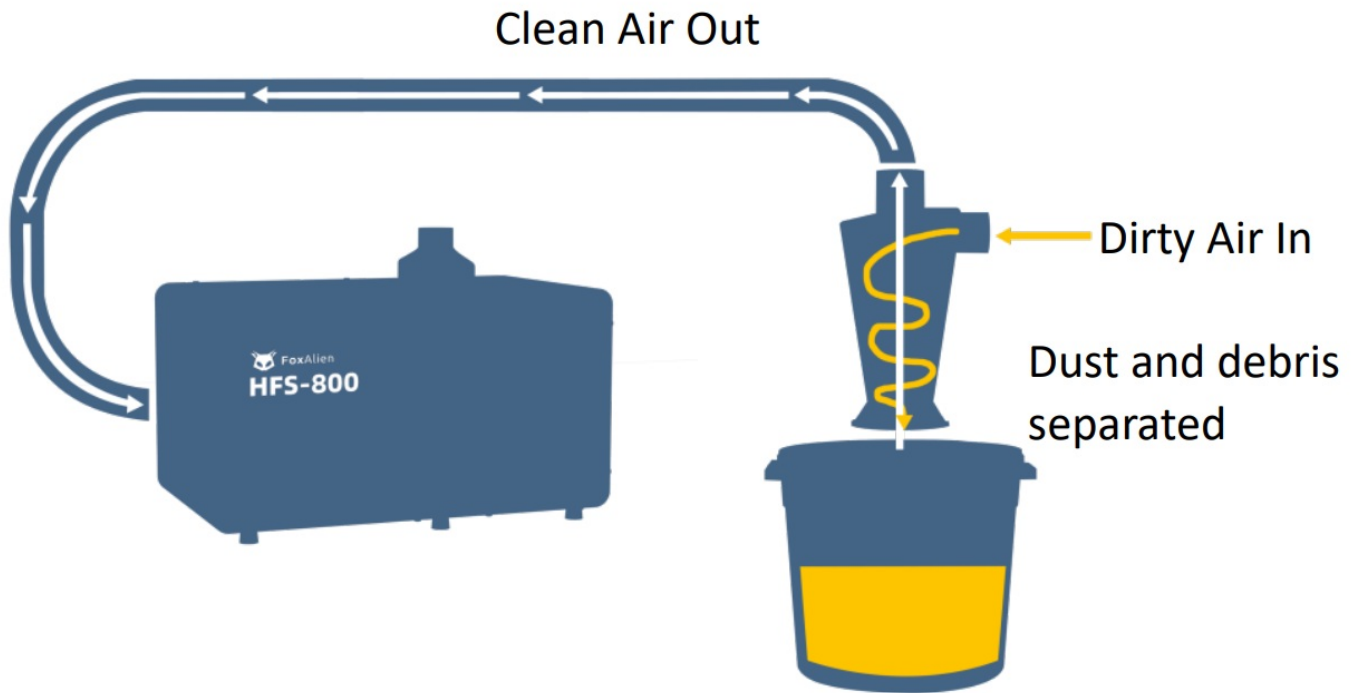
Contents

- [1 Product Introduction](#)
- [2 How It Works](#)
- [3 How to Use with HFS-800](#)
- [4 Documents / Resources](#)
 - [4.1 References](#)

Product Introduction



How It Works



This is designed to efficiently separate dust and debris, reducing the materials that reach the vacuum. Capturing bulky dust and debris by the air stream, the separator can reduce the need to replace filters, filter bags and will extend the life of your vacuum.

NOTE:

- Clean up and empty the bucket in time when the dust collection reaches 1/2 of the bucket. If the bucket is too full, it will affect the collecting effect.
- Check the dust collecting bag in time and replace it when necessary. Otherwise it will affect the collecting effect if the bag is full and dirty

How to Use with HFS-800


Scenario A:

When using the vacuum cleaner in or less than 400W power, connect the pipes as following:




Scenario B:

When using the vacuum cleaner in more than 400W or in full power, connect the pipes as following:



Documents / Resources



[FoxAlien HFS-800 Dust Separator](#) [pdf] User Guide
HFS-800 Dust Separator, HFS-800, Dust Separator, Separator

References

- [User Manual](#)

[Manuals+](#), [Privacy Policy](#)

This website is an independent publication and is neither affiliated with nor endorsed by any of the trademark owners. The "Bluetooth®" word mark and logos are registered trademarks owned by Bluetooth SIG, Inc. The "Wi-Fi®" word mark and logos are registered trademarks owned by the Wi-Fi Alliance. Any use of these marks on this website does not imply any affiliation with or endorsement.