



FORMULER Z10 SE Affordable Android 10 IPTV Set Top Box User Guide

[Home](#) » [FORMULER](#) » FORMULER Z10 SE Affordable Android 10 IPTV Set Top Box User Guide 

Contents

- [1 FORMULER Z10 SE Affordable Android 10 IPTV Set Top Box](#)
- [2 Installation Guide](#)
- [3 What's in the Box?](#)
- [4 RED Declaration](#)
 - [4.1 SAFETY INFORMATION](#)
 - [4.2 SYMBOLS ON THE EQUIPMENT](#)
- [5 Documents / Resources](#)
 - [5.1 References](#)
- [6 Related Posts](#)

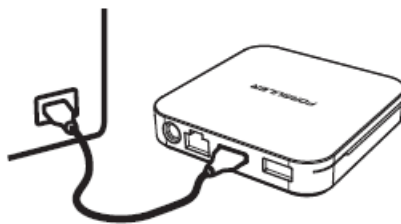
FORMULER

FORMULER Z10 SE Affordable Android 10 IPTV Set Top Box

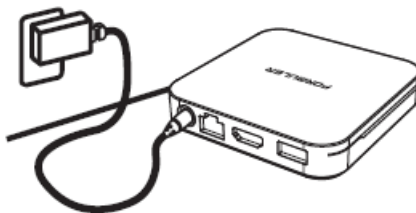


Installation Guide


1. Connect your FORMULER to your TV with an HDMI cable.



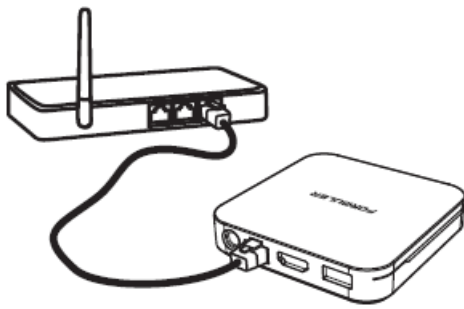
2. Connect your FORMULER to power using the power cord.



3. Turn on your TV and switch to the correct HDMI input.



4. Set-up your FORMULER and connect to your local network.



Wired Network



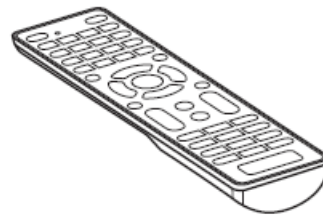
Wireless Network

5. Install your favorite apps to enjoy streaming contents*.

What's in the Box?



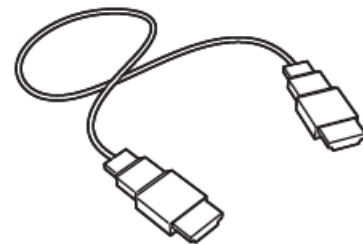
Media Receiver



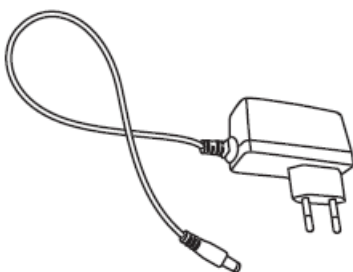
Remote Control



2x Batteries



TV Cable



Power Adapter

RED Declaration

FORMULER hereby declares that this wireless device complies with all material requirements and other relevant provisions of the 2014/53/EU Directive. A copy of the Declaration of Conformity may be obtained directly from COBOPLUS [C/ INDEPENDENCIA, N2 BAJO DERECHA A y B, 28013, MADRID, SPAIN]

SAFETY INFORMATION

FORMULER products are designed to operate safely when installed and used according to the product instructions and general safety practices. The guidelines included in this document explain the potential risks associated with equipment operation and provide important safety practices designed to minimize these risks. By carefully following the information contained in this document, you can protect yourself from hazards and create a safer environment. This product is designed and tested to meet IEC 62368-1, the Standard for Safety of Information Technology Equipment. This also covers the implementation of IEC 62368-1 based safety standards around the world, e.g. UL 60950-1.

Retain and follow all product safety and operating instructions. Always refer to the documentation supplied with your equipment. Observe all warnings on the product and in the operating instructions.

Note: Read all safety information below and operating instructions before using FORMULER to avoid injury.

WARNING: FAILURE TO FOLLOW THESE SAFETY INSTRUCTIONS COULD RESULT IN FIRE, ELECTRIC SHOCK OR OTHER INJURY OR DAMAGE. ELECTRICAL EQUIPMENT CAN BE HAZARDOUS IF MISUSED. OPERATION OF THIS PRODUCT, OR SIMILAR PRODUCTS, MUST ALWAYS BE SUPERVISED BY AN ADULT. DO NOT ALLOW CHILDREN ACCESS TO THE INTERIOR OF ANY ELECTRICAL PRODUCT AND DO NOT PERMIT THEM TO HANDLE AND CABLES.

SYMBOLS ON THE EQUIPMENT

This is a universal recycling symbol indicating that the battery cannot be disposed of in the trash and must be recycled according to the regulations and/or ordinances of the local community.


To reduce the risk of personal injury, electric shock, fire, or damage to the equipment, observe the following precautions:

Follow all cautions and instructions marked on the equipment

- Do not bend, drop, crush, puncture, incinerate, or push objects into openings of FORMULER.
- Do not connect or disconnect any cables or perform maintenance or reconfiguration of this product during an electrical storm.
- Do not use FORMULER in wet locations. In case FORMULER gets wet, unplug all cables and turn off before cleaning, and allow it to dry thoroughly before turning it on again.
- Never turn on any equipment when there is evidence of fire, water, or structural damage.
- Place the product away from heat sources.
- Never force a connector into a port. Make sure the connector matches the port before inserting.
- Always use a FORMULER approved power adapter. Do not connect or disconnect the AC Power Adapter with wet hands. The power adapter is intended for indoor use only.
- Operate the AC adapter in a ventilated area.
- Do not make mechanical or electrical modifications to the equipment.
- Never attempt to repair FORMULER yourself. Do not attempt to open, disassemble the device. You run the risk of electric shock.
- Operate FORMULER in a place where the temperature is always between 5 and 30 degrees Celsius.
- Use this product only with approved equipment and/or accessories.

POWER RATING : 12 VDC, 1.0A

Documents / Resources



[FORMULER Z10 SE Affordable Android 10 IPTV Set Top Box](#) [pdf] User Guide
Z10 SE, Affordable Android 10 IPTV Set Top Box, Android 10 IPTV Set Top Box, Affordable IPT
V Set Top Box, IPTV Set Top Box, Top Box

References

- [F FORMULER | giveaway](#)
- [F Home - Formuler Helpdesk](#)

Manuals+.