

FORMD T1 Vertical Stand



FormD T1 Vertical Stand Instruction Manual

[Home](#) » [FORMD](#) » FormD T1 Vertical Stand Instruction Manual 

Contents

- [1 FormD T1 Vertical Stand](#)
- [2 Product Information](#)
- [3 Product Usage Instructions](#)
- [4 Frequently Asked Questions](#)
- [5 INSTALLATION INSTRUCTION](#)
- [6 Documents / Resources](#)
 - [6.1 References](#)
- [7 Related Posts](#)

FORMD

FormD T1 Vertical Stand



Product Information

Specifications:

- Product Name: Vertical Stand
- Manufacturer: FormDT1.com
- Components: Thumbscrew, SMA Extension Cable, 45mm Long Screws, Vertical Stand Feet, SMA Extension Hex Nut
- External Antenna: Not included

Product Usage Instructions

Unfasten M3 Thumbscrew:

Begin the assembly process by unfastening the M3 Thumbscrew provided in the package.

Fasten SMA Extension Cable:

Secure the SMA Extension Cable to the appropriate port on the Vertical Stand. Make sure it is tightly fastened for stability.

Fasten 45mm Long Screws:

Use the 45mm Long Screws to attach specific components of the stand together. Follow the assembly manual for guidance.

Fasten Vertical Stand Feet:

Attach the Vertical Stand Feet securely to the base of the stand to ensure proper balance and support.

Fasten SMA Extension Hex Nut:

Secure the SMA Extension Hex Nut in place as indicated in the assembly manual to complete the setup.

Frequently Asked Questions**Q: Is an external antenna included with the Vertical Stand?**

A: No, the external antenna is not included with the Vertical Stand.

Q: Who is the manufacturer of the Vertical Stand?

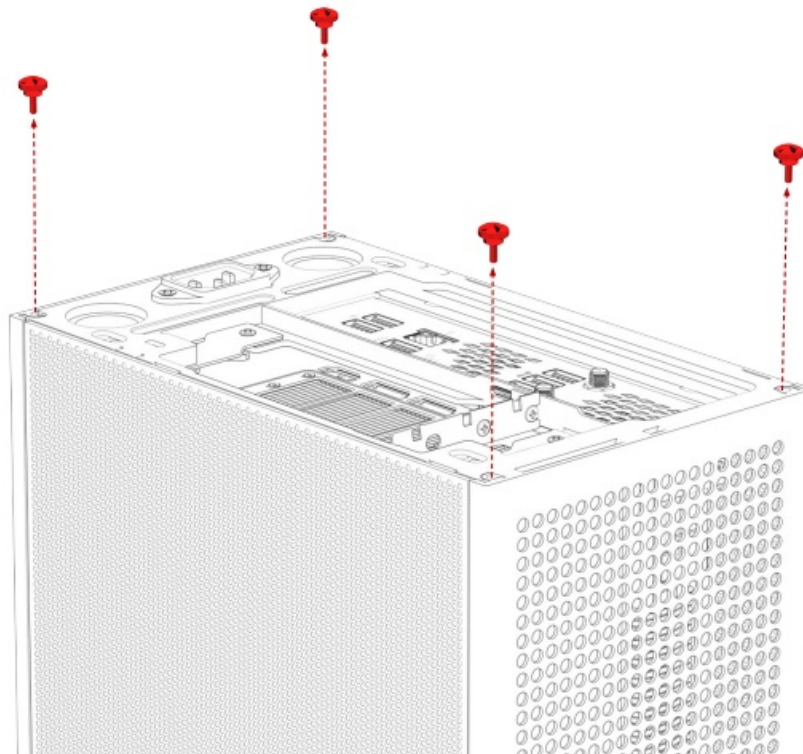
A: The Vertical Stand is manufactured by FormDT1.com.

Q: What is the purpose of the M3 Thumbscrew?

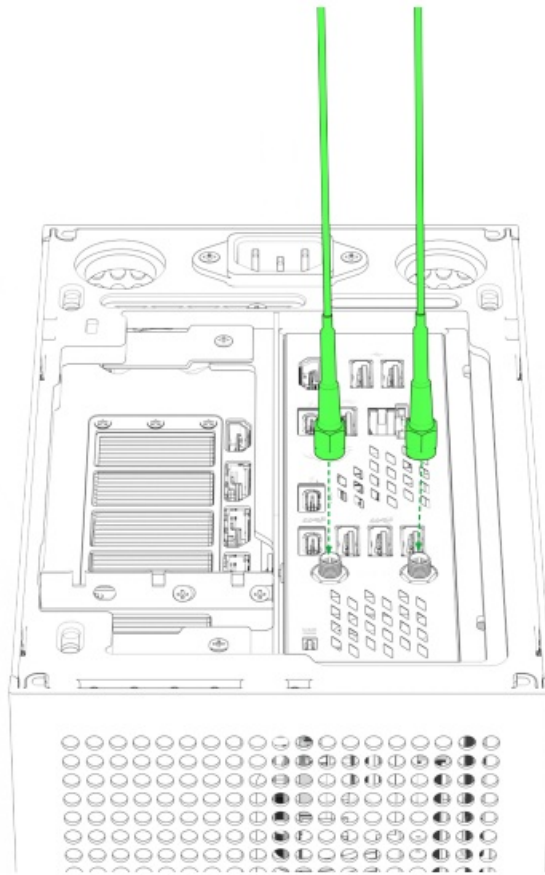
A: The M3 Thumbscrew is used as part of the assembly process to secure components together.

INSTALLATION INSTRUCTION**Unfasten:**

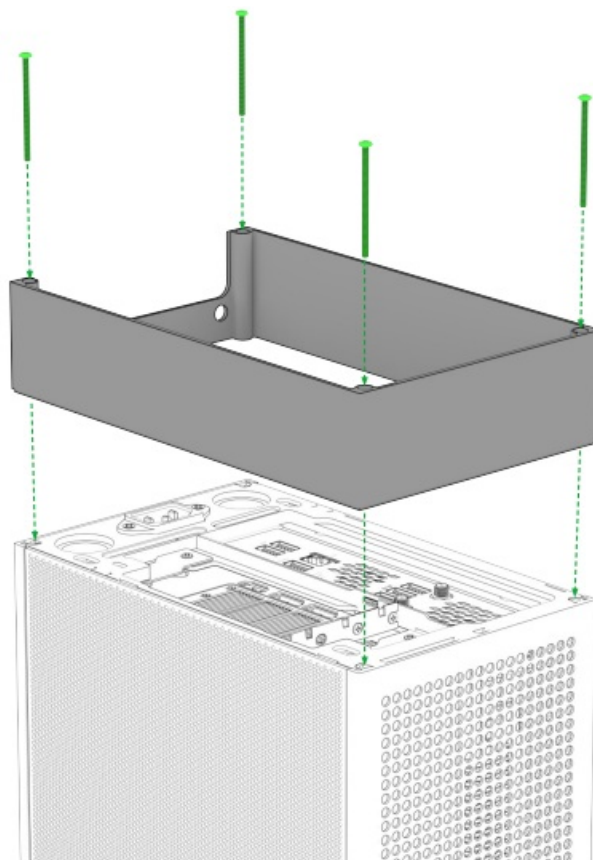
M3 Thumbscrew

**Fasten:**

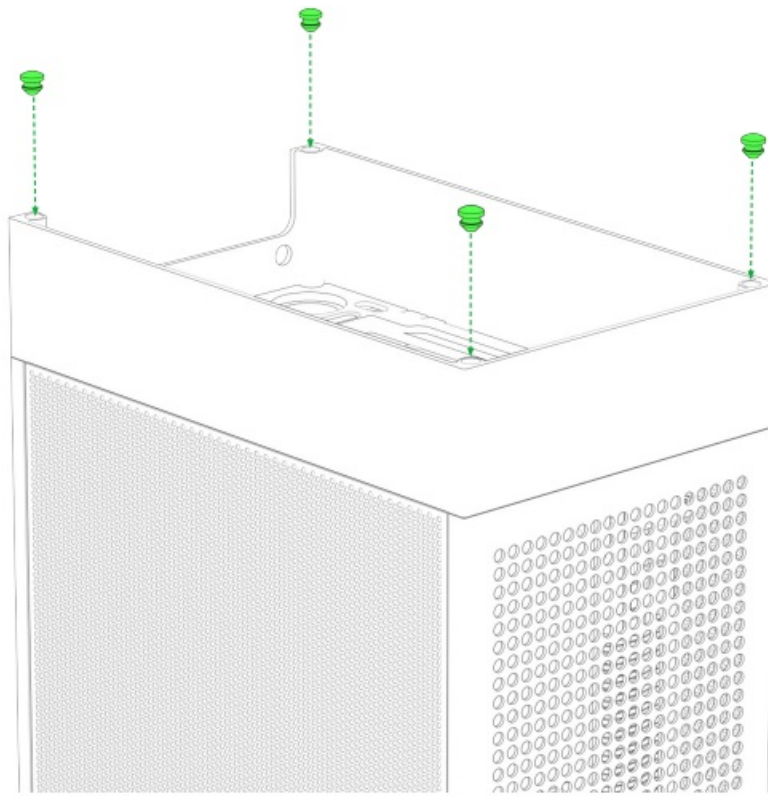
SMA Extension
Cable



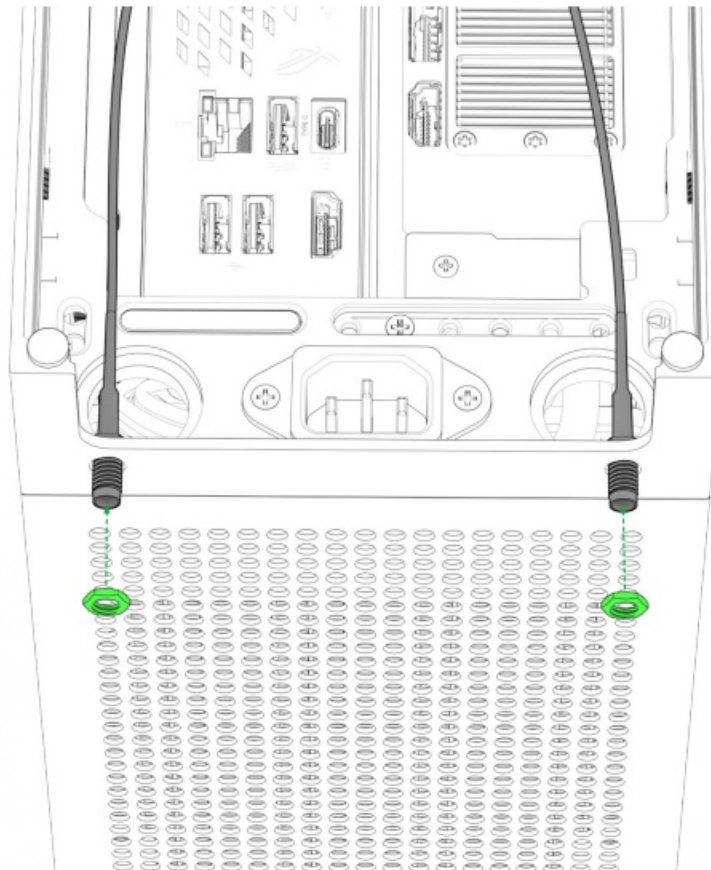
45mm Long
Screws



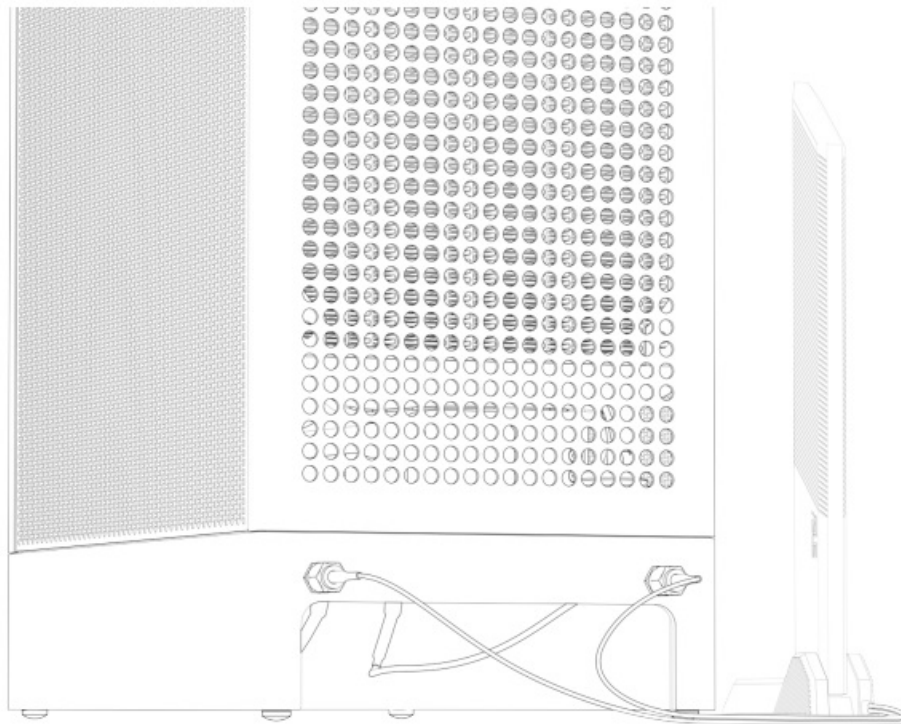
Vertical Stand
Feet




SMA extension
Hex nut



External Antenna not included



Documents / Resources

	FormD T1 Vertical Stand [pdf] Instruction Manual T1, T1 Vertical Stand, Vertical Stand, Stand
--	--

References

- **F** [FormD™ | Official Site](#)
- [User Manual](#)

[Manuals+](#), [Privacy Policy](#)

This website is an independent publication and is neither affiliated with nor endorsed by any of the trademark owners. The "Bluetooth®" word mark and logos are registered trademarks owned by Bluetooth SIG, Inc. The "Wi-Fi®" word mark and logos are registered trademarks owned by the Wi-Fi Alliance. Any use of these marks on this website does not imply any affiliation with or endorsement.