



FODSPORTS F2 Long Distance Communication 2-Way Intercom Smart Noise Reduction User Guide

[Home](#) » [Fodsports](#) » FODSPORTS F2 Long Distance Communication 2-Way Intercom Smart Noise Reduction User Guide 

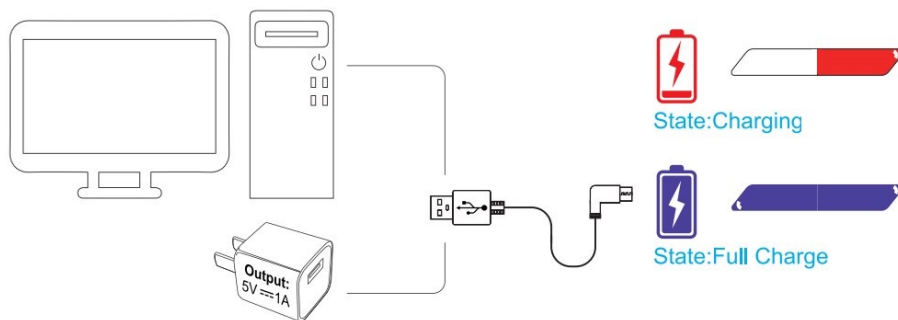
FODSPORTS F2 Long Distance Communication 2-Way Intercom Smart Noise Reduction User Guide



Contents

- 1 TYPE-C CHARGING
- 2 BASIC OPERATIONS
- 3 PAIR DEVICE
- 4 MOBILE PHONE
- 5 INTERCOM
- 6 PACKAGE INCLUDE
- 7 INSTALLATION
- 8 TECHNICAL SPECIFICATIONS
- 9 Documents / Resources
- 10 Related Posts

TYPE-C CHARGING



A BUTTON

- PREVIOUS
- VOLUME UP
- MOBILE PHONE PAIRING
- ANSWERING\END\REJECT
- VOICE COMMAND
- SWITCH MANUAL
- MUSIC PLAY

B BUTTON

- NEXT
- VOLUME DOWN
- ENTER
- START INTERCOM

LED INDICATOR

 STATE OFF

 STATE ON/STAND BY

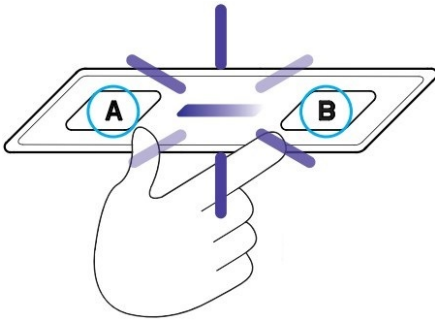
 CHARGING

 FULL CHRGING

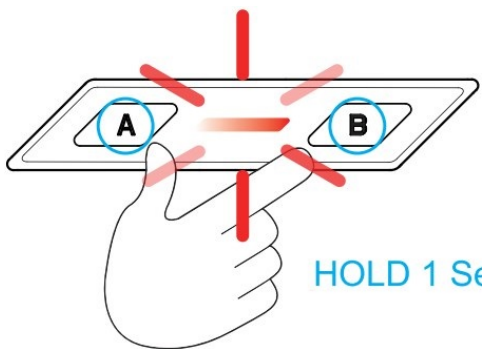
 PAIRING MODE

BASIC OPERATIONS

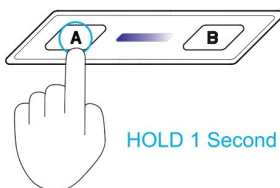
POWER ON



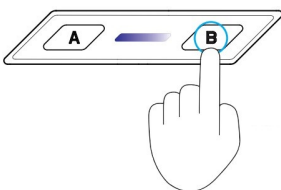
POWER OFF



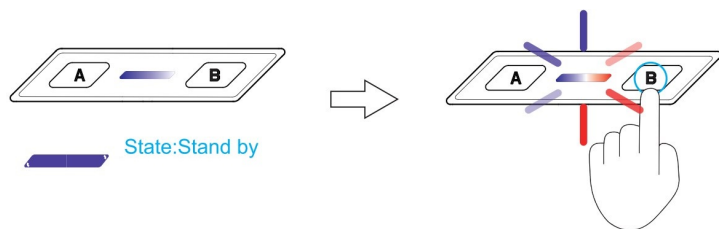
VOLUME UP



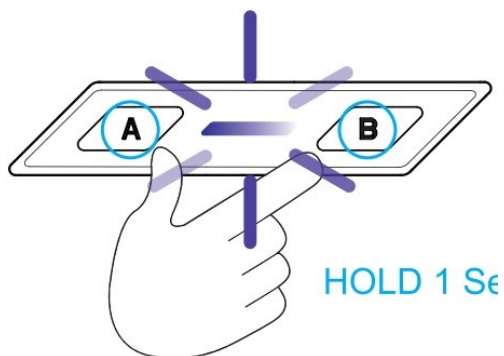
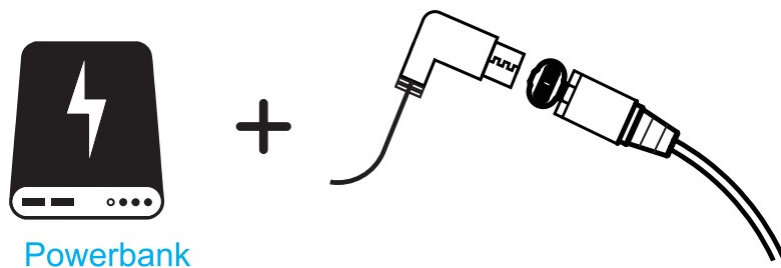
VOLUME DOWN



SWITCH PROMPT TONE

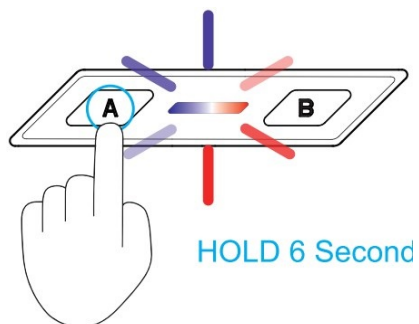


USE WHILE CHARGING

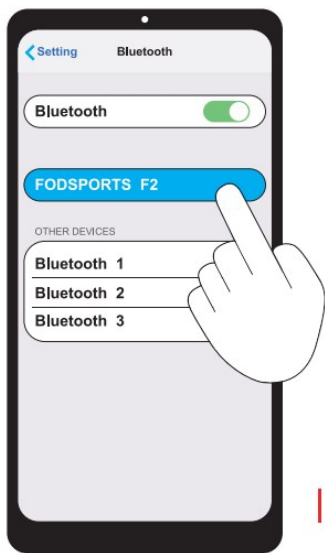


PAIR DEVICE

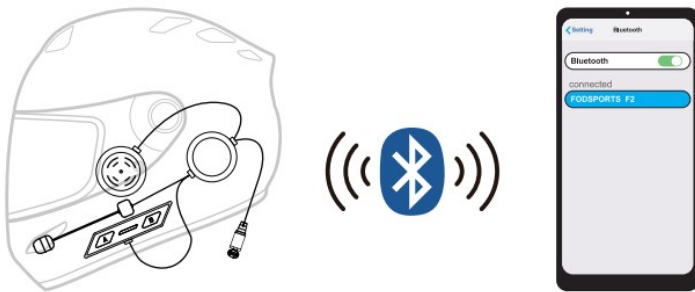
ENTER PAIRING MODE



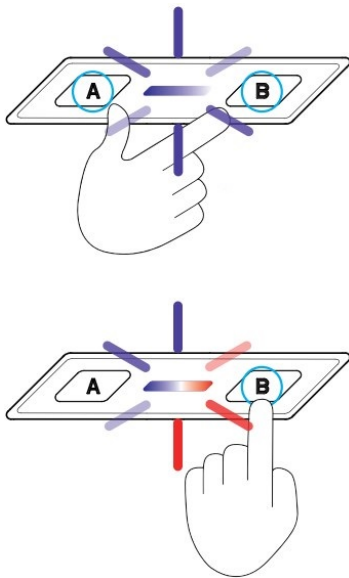
PAIR PHONE



PAIRED SUCCESSFULLY



ENTER PAIRING MODE

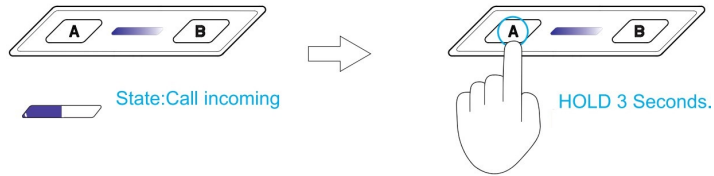


MOBILE PHONE

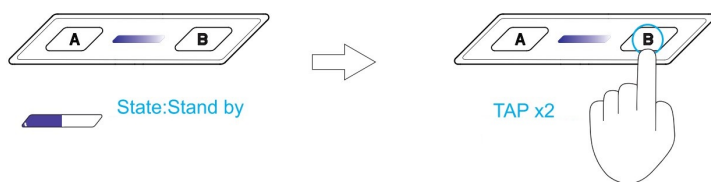
ANSWER /END CALL



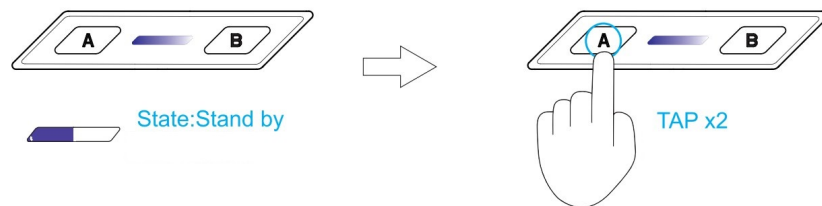
REJECT PHONE CALL



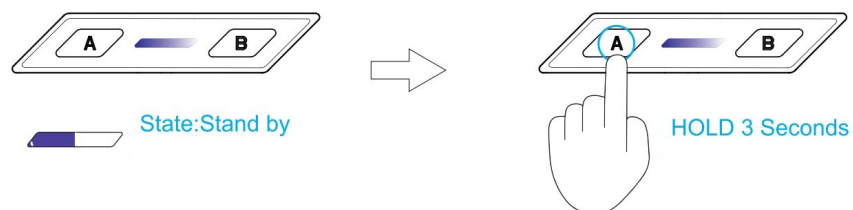
REDIAL LAST NUMBER CALLED



VOICE COMMAND



SWITCH MAUNAL/AUTONATIC ANSWERIING CALLS

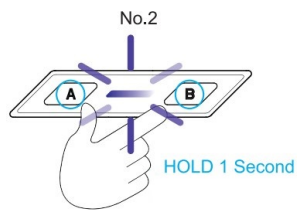
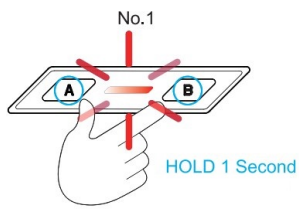


INTERCOM

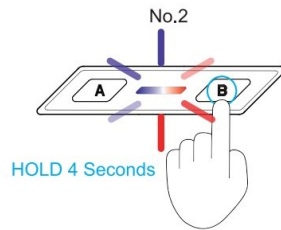
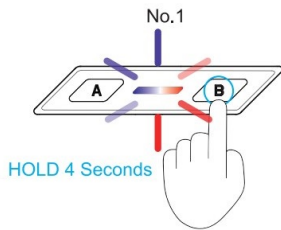
INITIATE PAIRING



POWER ON



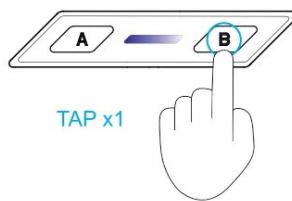
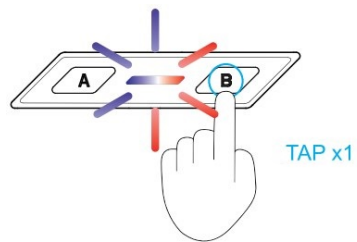
NO 1 AND NO 2 ENTER PAIRING MODE



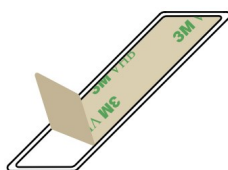
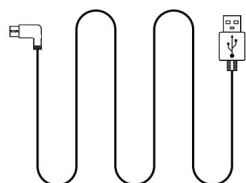
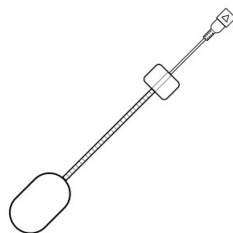
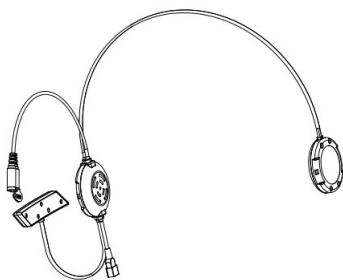
PAIRED SUCCESSFULLY

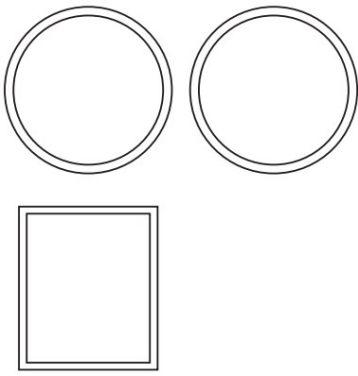


START INTERCOM



PACKAGE INCLUDE

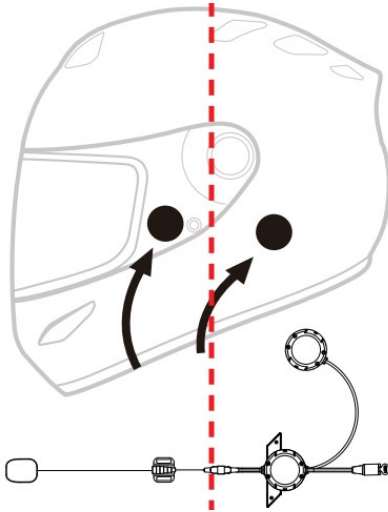




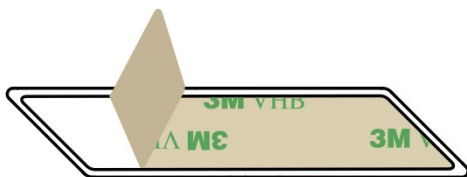
INSTALLATION



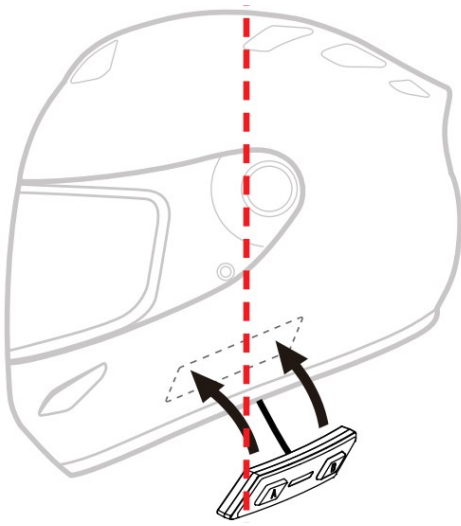
OPEN THE INNER LINING ON THE EAR POSITION OF THE HELMET ATTACH THE VELCRO LOOP.



ATTACH THE HEADPHONE VELCRO HOOK TO THE LOOP .



OPEN THE HOST VELCRO ON THE BACK OF THE HOST.




ATTACH THE HOST TO HALMET.

TECHNICAL SPECIFICATIONS

Bluetooth 5.0 Support: HSP,HFP,A2DP,AVRCP Battery: lithium battery, 400mAh /3.7v Dimensions: 75mm *15mm * 10mm Intercom users:Two riders Working time:12 hours Standby time:200 hours Charging time: 2 hours Weight: 30g Frequency Range: 2.4G-2.485G Operating temperature: -20 C-50 C Certification: CE FCC ROHS BQB TELEC USB Adapter standard charge voltage: DC 5V±0.2V USB Adapter standard charge circuit: DC 1A±0.5A.

Documents / Resources

	<p>FODSPORTS F2 Long Distance Communication 2-Way Intercom Smart Noise Reduction [pdf] User Guide</p> <p>F2 Long Distance Communication 2-Way Intercom Smart Noise Reduction, F2, Long Distance Communication 2-Way Intercom Smart Noise Reduction, Communication 2-Way Intercom Smart Noise Reduction, Intercom Smart Noise Reduction, Smart Noise Reduction, Noise Reduction, Reduction</p>
---	---