



FLUKE TruTest Data Management Software User Guide

[Home](#) » [FLUKE](#) » FLUKE TruTest Data Management Software User Guide 

FLUKE[®] TruTest[™] Data Management Software User Guide

Contents

- [1 Introduction to TruTest[™]](#)
- [2 How to Contact Fluke](#)
- [3 Software Installation](#)
- [4 Documents / Resources](#)
 - [4.1 References](#)
- [5 Related Posts](#)

Introduction to TruTest[™]

TruTest[™] Data Management Software (the Software) is a new generation of software for managing electrical system testing data. The Software supports data from Fluke DMS software or from Beha-Amprobe ES Control software and these databases can be automatically converted. The software supports these instruments:

- Fluke 6500
- Fluke 6500-2
- Beha-Amprobe GT-600
- Beha-Amprobe GT-650
- Beha-Amprobe GT-800
- Beha-Amprobe GT-900

The Software uses a hierarchical tree topology to represent clients, sites, locations, and appliances. Each element

is presented as a single tree node. Each node property is presented after selection. You can maintain the tree topology using these functions: add a node, delete a node, duplicate node, duplicate subtree, and node edit.

The Software makes sure that measurement data:

- Is collected from instruments or from files transferred from instruments
- Can be manually added
- Is automatically assigned to hierarchical tree topology
- Is represented in the form of printable certificates (designed in accordance with national standards) and reports

Note: Some parts of the program can be changed without notice in newer software versions, and therefore, might differ from the information in this manual.

Safety Information

This software does not contain any safety-related content.

How to Contact Fluke

Fluke Corporation operates worldwide. For local contact information, go to our website: www.fluke.com. To view, print, or download the latest manual or manual supplement, go to our website. To register your product, visit <http://fluke.com/register>.

Fluke Corporation

P.O. Box 9090
Everett, WA 98206-9090
+1-425-446-5500

info@fluke.com

Fluke Europe B.V.

P.O. Box 1186
5602 BD Eindhoven
The Netherlands
+49 7684 8009 545

techsupport.dach@fluke.com

Software Installation

Type	System Requirements
Operating System	<ul style="list-style-type: none">● Windows 10, 64-bit and 32-bit (recommended)● Windows 8/8.1, 64-bit and 32-bit● Windows 7 with Service Pack 1, 64-bit and 32-bit
System Memory	<ul style="list-style-type: none">● Minimum 4 GB RAM (64-bit) or 2 gigabytes (GB) RAM (32-bit)
Hard Disk Space	<ul style="list-style-type: none">● Minimum 2 GB available hard disk space
Display Resolution	<ul style="list-style-type: none">● Minimum screen resolution 1366 x 768
Communication Interfaces	<ul style="list-style-type: none">● USB

The Software is built with .NET Framework. You may use .NET Framework 4.6.1 or newer:

<https://dotnet.microsoft.com/download/dotnet-framework/net461>.

To convert existing databases from ES Control and DMS, see the Users Manual.

Software Installation Procedure

1. Choose an installation file to download: fluke.com/trutestsoftwarebeha-amprobe.com/software

Note: Prior to the installation starting, close all running programs.

2. Use file explorer to browse the installation file. Double-click the.exe file.
3. Follow the installation instructions displayed on the screen.
4. Start the Software.
The License wizard starts.
5. Click Activate your license.
6. Choose how to activate the license.
 - Activate Online if you are connected to the Internet
 - Activate Offline if you are not connected to the Internet.
7. Enter the Activation key.
8. Click Activate license key.

For more details, see the section Activate the License in the Users Manual.




PN 5269432 November 2020

© 2020 Fluke Corporation. All rights reserved.






Specifications are subject to change without notice.

All product names are trademarks of their respective companies.

Documents / Resources

 TruTest™ Data Management Software Getting Started Guide <small>PN 5269432 November 2020 © 2020 Fluke Corporation. All rights reserved. Specifications are subject to change without notice. All product names are trademarks of their respective companies.</small>	FLUKE TruTest Data Management Software [pdf] User Guide TruTest, Data Management Software, TruTest Data Management Software, Software
--	--

References

-  [Software | Beha-Amprobe](#)
-  [Fluke Registration](#)
-  [Fluke TruTest™ Softwaredownloads | Fluke](#)
-  [Fluke Corporation: Fluke Electronics, Calibration and Networks](#)
-  [Download .NET Framework 4.6.1 | Free official downloads](#)