

# FLUIGENT FLPG Plus Low Pressure Generator User Manual

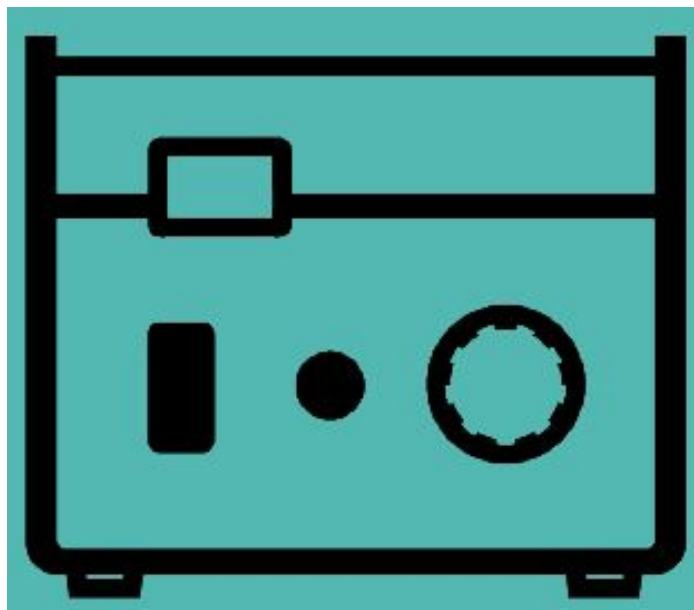
[Home](#) » [FLUIGENT](#) » FLUIGENT FLPG Plus Low Pressure Generator User Manual 

## Contents

- [1 FLUIGENT FLPG Plus Low Pressure Generator](#)
- [2 BEFORE THE FIRST USE](#)
- [3 PRODUCT OVERVIEW](#)
- [4 QUICK START GUIDE](#)
- [5 OUTPUT CAPACITY](#)
- [6 SPECIFICATIONS](#)
- [7 TECHNICAL SUPPORT](#)
- [8 Documents / Resources](#)
- [9 Related Posts](#)

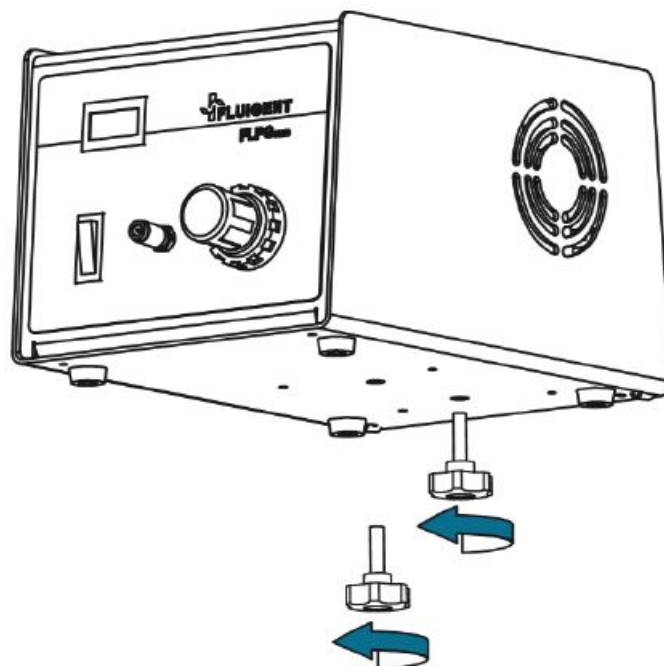


## FLUIGENT FLPG Plus Low Pressure Generator



## BEFORE THE FIRST USE

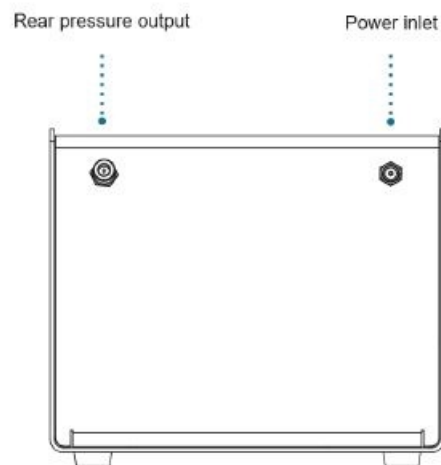
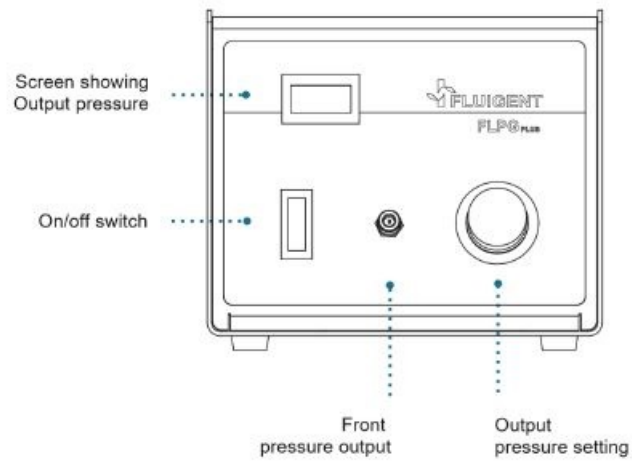
Remove the transport screws under the FLPG Plus.



These screws are used to protect the compressor inside during the transport. Please keep these screws in case of future transport.

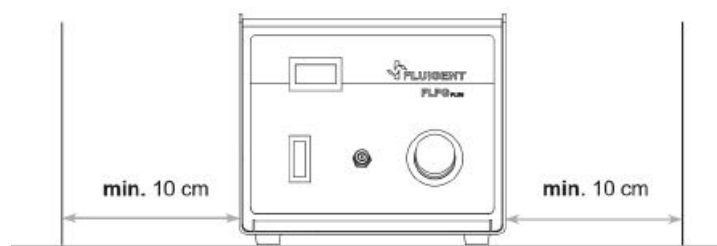
## PRODUCT OVERVIEW

The pressure value displayed is in units of bar (1 bar = 14.5 psi)



The rear pressure output delivers the same pressure as the front output. One or the other can be used for better tubing management, or both at the same time to pressurize two pressure controllers.

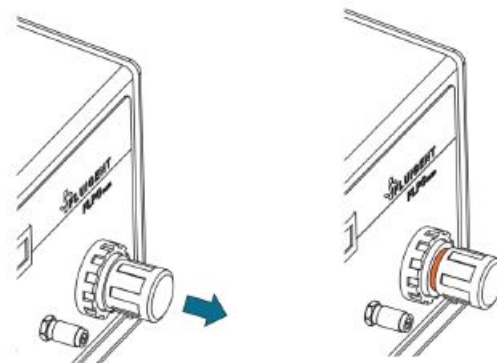
## QUICK START GUIDE



Please, always place the FLPG Plus on a horizontal and stable surface. Keep clear for at least 10 cm at sides of FLPG Plus. This allows for ventilation and the air drying system to function properly.

### Start using the FLPG Plus

1. Supply and power ON the FLPG Plus
2. Pull out the pressure regulator knob to unlock it



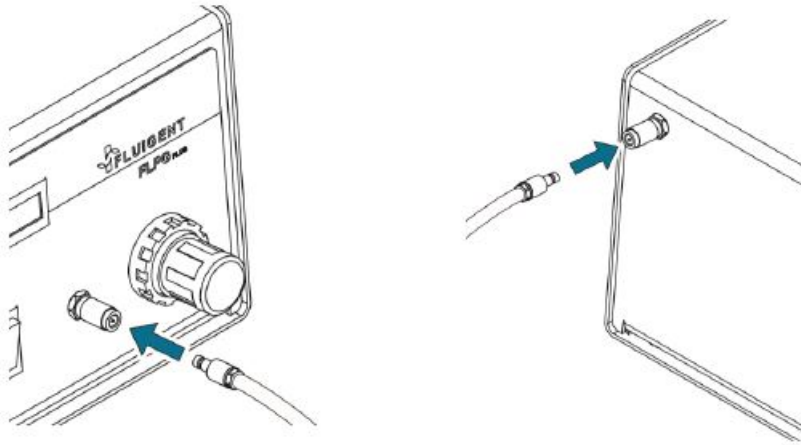
3. Turn the knob to change the output pressure (from 0.1 bar to 2.30 bar) in order to meet the supply requirement of the pressure controller channel range.

Different channel ranges require different pressure supply. The following table shows the cases of Fluigent's pressure controllers.

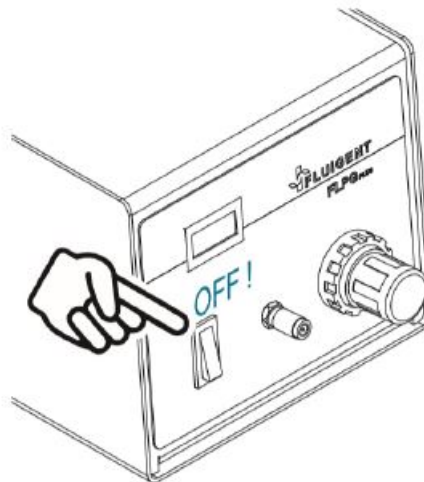
<b>Flow EZTM (channel range)</b>	2000 mbar	1000 mbar	345 mbar	69 mbar	25 mbar
<b>Required pressure supply</b>	2.1 bar	1.1 bar	1.1 bar	0.15 bar	0.15 bar
<b>MFCSTM series (channel range)</b>	2000 mbar	1000 mbar	345 mbar	69 mbar	25 mbar
<b>Required pressure supply</b>	2.3* bar	1.3 bar	0.8 bar	0.5 bar	0.5 bar

The MCFS 2000 mbar range channel is compatible with the 2.3 bar supply pressure, despite its nominal supply pressure of 2.4 bar. The FLPG Plus is designed to work at 2.30 bar or below. Do not operate above this value, or the output pressure can become unstable. This may damage the FLPG Plus and the connected devices.

4. Connect the pressure controller's pressure inlet to the FLPG Plus' pressure output (front or/and rear)



5. Power OFF the FLPG Plus after use. Doing so will extend service life of the compressor



## OUTPUT CAPACITY

The FLPG Plus' output capacity is the number of channels it can drive simultaneously. This capacity depends on the output pressure set with the pressure setting regulator.

- When set to 2.1 bar to drive the Flow EZTM 2000 mbar channels (or 2.3 bar to drive MFCS 2000 mbar channels), the FLPG Plus can drive up to 4 channels at the same time.
- When set to 1.1 bar to drive the Flow EZTM 1000 mbar channels (or 1.3 bar to drive MFCS 1000 mbar channels), the FLPG Plus can drive up to 8 channels at the same time.
- When set to lower pressures to drive lower range channels (see tables on page 6 for more information), the FLPG Plus can drive up to 8 channels at the same time.

Do not connect more channels than the numbers shown above. Otherwise, the output pressure may drop and become unstable, leading to possible damage of the FLPG Plus and the connected pressure controller.

## SPECIFICATIONS

- Product Number: FLPG005
- Output pressure: From 0.1 bar to 2.3 bar
- Output capacity\*: 8 Fluigent's 1000 mbar range channels 8 Fluigent's below 1000 mbar range channels
- Output capacity\*: 4 Fluigent's 2000 mbar range channels
- Voltage: 24V DC

- Current: 1.6 A
- Dimensions: 179 x 154 x 264 mm (W x H x D)
- Weight: 5.9 kg
- Environment: Indoor clean environment 15 -25 °C RH < 65% (no condensation)
- Lifetime: 10 000h

Higher output capacity version exist, consult Fluigent sales representative Maintenance is recommended after this duration

## TECHNICAL SUPPORT

Still have questions? E-mail us at: [support@fluigent.com](mailto:support@fluigent.com)

Or call our technical support team directly


- Fluigent S.A.S +33 1 77 01 82 65
- Fluigent Inc. +1 (978) 934 5283
- Fluigent GmbH +49 3641 277 652

For a fully detailed FAQ for all Fluigent products, please visit: <http://www.fluigent.com/faqs/>

## Interested in Fluigent products ?

- To view the complete Fluigent product line and application notes: <http://www.fluigent.com>
- For commercial requests, please e-mail: [contact@fluigent.com](mailto:contact@fluigent.com) or your local office
- For tutorial videos about the LineUp™ series, please visit Fluigent on YouTube

## Documents / Resources

	<p><b><a href="#">FLUIGENT FLPG Plus Low Pressure Generator</a></b> [pdf] User Manual FLPG Plus Low Pressure Generator</p>
---	--