



FLOYD Sectional Modern Modular Sofa Instructions

[Home](#) » [FLOYD](#) » FLOYD Sectional Modern Modular Sofa Instructions 

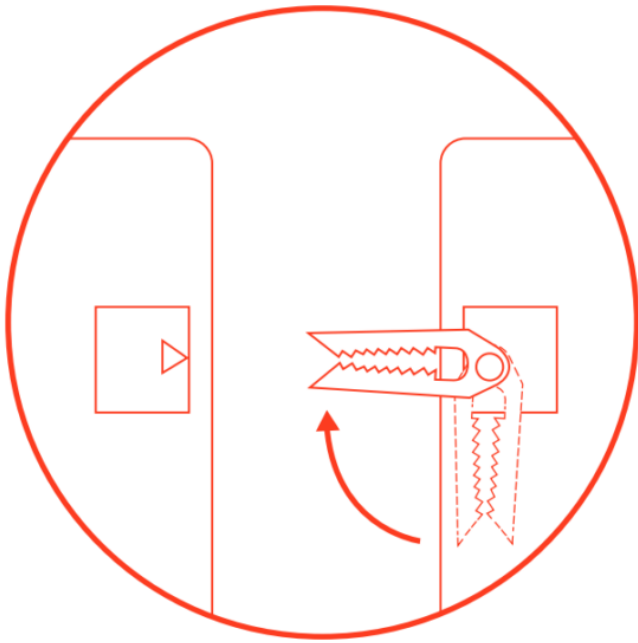
FLOYD Sectional Modern Modular Sofa Instructions

Contents

- [1 Locate Clips](#)
- [2 Attach Units](#)
- [3 Disassembly](#)
- [4 WARNING](#)
 - [4.1 SECTIONAL CARE](#)
 - [4.2 MODULAR TABLE CARE](#)
- [5 CONTACT](#)
- [6 Documents / Resources](#)
 - [6.1 References](#)
- [7 Related Posts](#)

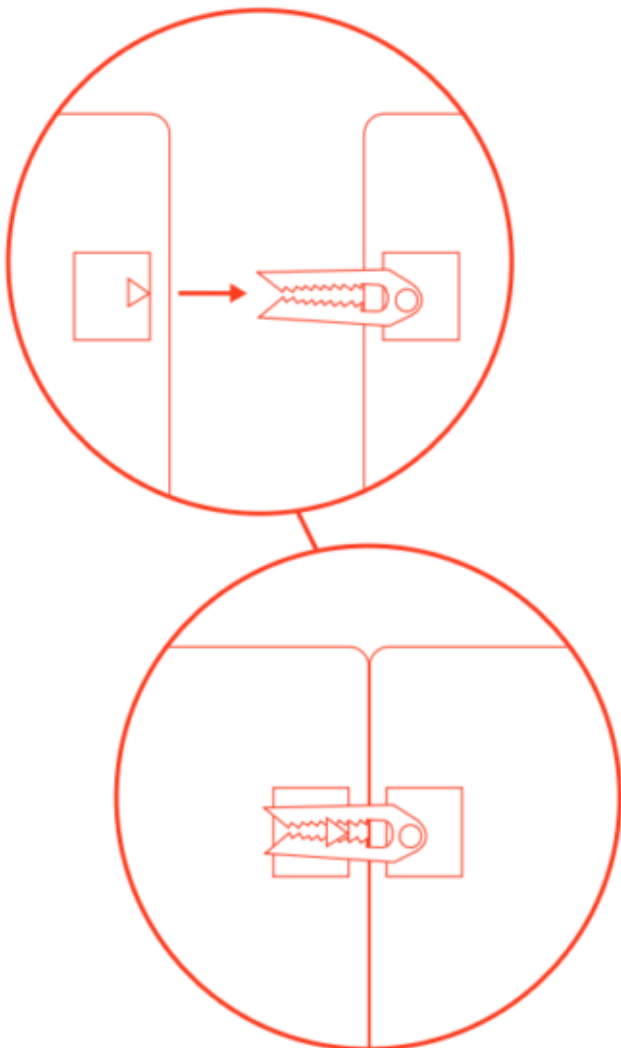
Locate Clips

Locate the two notched plastic clips on the bottom edge of one Sectional unit. Flip them out so they are pointed away from the unit.



Attach Units

Locate the two triangular metal pins on the bottom edge of the other Sectional Unit. Align the pins with the clips and gently push this unit towards the other unit until the pins slide into the clips. Keep pushing until the two units are flush with one another and the pins are tight in the clips.



Disassembly

To disassemble, simply lift up the side of the unit that has the pins to remove them from the clips.

WARNING

READ ALL INSTRUCTIONS BEFORE ASSEMBLY & USE. ADULT ASSEMBLY REQUIRED. KEEP SMALL PARTS AND PACKAGING AWAY FROM CHILDREN.

SECTIONAL CARE

MILD SPILLS:

For light spills, blot with a paper towel. For tougher spills, use a mild soap and water mix. To make the soap and water mixture, take 1 teaspoon of a gentle liquid detergent (such as Woolite) and mix it with 16 oz. of water in a bowl or plastic container — do not over wet the material. Do not use any stain removing agents — doing so could diminish their stainresistance

LIQUID SPILLS:

When cleaning a liquid spill, immediately blot the fabric surface with a cloth/towel to remove the spilled liquid. To spot clean the spilled area, soak a clean cloth/towel in a soap and water mixture, wring it out and clean the stained area in a gentle circular motion. If needed, take a damp, clean cloth and go over the affected area to remove any soap residue from the fabric. Do not over wet the material. If the soap and water mixture does not remove the stain completely, then repeat the above process using a gentle multi-purpose cleaner (such as Woolite Fabric and Upholstery Cleaner). Remember to dry the area as much as possible. You can place a fan nearby to assist!

NON-LIQUID SPILLS:

When cleaning a non-liquid spill, immediately remove the excess spilled material from the fabric by lifting the spilled material off the affected area with a butter knife and accumulating the spilled material onto a cloth/towel. To spot clean the spilled area, soak a clean cloth/towel in a soap and water mixture and clean the stained area in a gentle circular motion. If needed, take a damp, clean cloth and go over the affected area to remove any soap residue from the fabric. Do not over wet the material. If the soap and water mixture does not remove the stain completely, then repeat the above process using a multipurpose cleaner (such as Woolite Fabric and Upholstery Cleaner).

ADDITIONAL INFO:

For an overall refresh, you can have the Sectional steam cleaned with water only. Any chemical agents could diminish the stain-resistance.

The fabric is stain-resistant but not stain-proof. Regular spot-cleaning and maintenance is recommended. Stains that ARE NOT likely to be removed by the methods above include, but are not limited to: oil-based products (such as salad dressing and lotion), wax-based products (such as candle wax and crayons), ink marks and mustard. For any of these stains, we recommend consulting a professional upholstery cleaner.

PILLOWS:

Spot cleaning of the fabric should be done with the covers on. Pillow covers should not be removed. Machine washing the covers will damage the stain-resistant treatment applied to the fabric. For deeper cleans of your Pillows, we recommend steaming with water only or professional cleaning.

MODULAR TABLE CARE

GENERAL CLEANING:

For daily cleaning, use a damp cloth with water only. Wipe the table dry after cleaning, and never leave standing water on the surface for an extended period of time. The surface is made from real wood with a UV sealed, water-based finish and as such, is sensitive to prolonged exposure to moisture or direct sunlight.

For best protection, use a coaster when placing drinks or hot items on the Modular Table. Be careful when putting potted plants directly on the surface! We recommend placing a drainage tray with a coaster or trivet under any plants.

WEIGHT LIMIT:

The weight limit of the Modular Table is 100 lbs. It's enough to display your art book collection, but it is not intended for sitting or standing.

CONTACT


Have a question,
comment, or suggestion?
Just want to say hi?

hello@floydhome.com

VISIT

The Floyd Shop
1948 Division St. Suite 101
Detroit, MI 48207
FLOYDHOME.COM

Documents / Resources

	FLOYD Sectional Modern Modular Sofa [pdf] Instructions Sectional, Modern Modular Sofa, Sectional Modern Modular Sofa
---	---

References

-  [Floyd Home](#)