



# Flowtron BK-40D Instant Killing Grid Instruction Manual

[Home](#) » [Support](#) » Flowtron BK-40D Instant Killing Grid Instruction Manual 

## Contents

- [1 Flowtron BK-40D Instant Killing Grid](#)
- [2 Installation](#)
- [3 Octenol Mosquito Attractant](#)
- [4 Maintenance](#)
- [5 Warranty](#)
- [6 Troubleshooting](#)
- [7 Accessories](#)
- [8 FAQs](#)
- [9 Video-Introduction](#)
- [10 References](#)
- [11 Related Posts](#)

# FLOWTRON

**Flowtron BK-40D Instant Killing Grid**



## IMPORTANT SAFETY INSTRUCTIONS

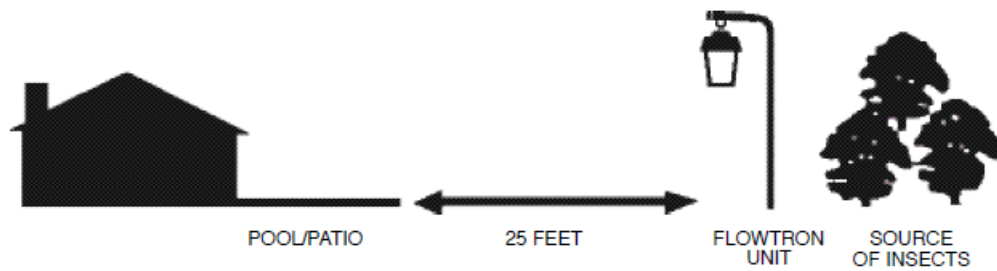
- Do not mount the unit on the house, deck, or other structures or near gas, oil, or other inflammable materials.
- Clean dead insects frequently.
- Never place fingers or hands, or insert any objects into the unit while it is connected to an electrical outlet.
- Always disconnect the plug before servicing, cleaning, changing bulbs, and when not in use.
- Do not clean with water spray or the like.
- For outdoor domestic use only. Store indoors when not in use – out of reach of children.
- Do not abuse the power cord. Never carry the unit by cord or yank the cord to disconnect it from the receptacle. Keep the power cord from heat, oil, and sharp edges. Repair or replace damaged cord.
- Appropriate extension cords and devices for retaining an extension cord connection to the Flowtron insect killer power cord are available at your local dealer.
- Extension cords used with this product must be marked with suffix letters “W-A” and with a tag stating “Suitable for use with Outdoor Appliances”. Use extension cords marked SJW-A, SJEW-A or SJTW-A only.
- Use only extension cords that have plugs and receptacles that match the product plug.
- The electrical rating of the extension cord must be as great as the electrical rating of the product.
- Keep extension cord connections dry and off the ground

## General Information

Your Flowtron Electronic Insect Killer attracts light-sensitive flying insects with its high-intensity ultraviolet light and its unique OCTENOL slow-release lure. As insects fly toward the light, they pass through a patented vertical rod killing grid and are destroyed cleanly and efficiently without the use of chemical fogs or sprays.

## Installation

- Unpack the insect killer. Save the carton and fillers. Use them for storage during off-season months.
- Choose a sturdy mounting device from which to hang the unit. If permanent installation is desired, check your local electrical codes and see a professional electrician.
- Hang the insect killer at a height of six to eight feet above the ground.
- Place unit 25 away from the area intended for human activity. Position the insect killer between the source of insects (woods, lowlands, etc.) and the area to be protected.



- Plug the cord into a compatible extension cord rated for outdoor use. The bulb(s) will emit a bluish glow within a few seconds.

#### **Model BK-40D**

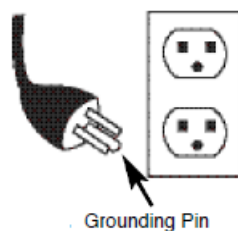
This model is equipped with a 2-prong plug to fit the proper type of receptacles.

#### **Models BK-15D and BK-80D**

#### **Grounding Instructions**

These models are equipped with three conductor power cords and three-prong grounding-type plugs to fit the proper grounding-type receptacles. To reduce the risk of electrical shock the plug on these models must be plugged into an appropriate outlet that is properly installed and grounded. Consult a qualified electrician or serviceman if the grounding instructions are not completely understood, or in doubt as to whether proper grounding exists.

We use Ezoic to provide personalization and analytic services on this website, as such Ezoic's privacy policy is in effect and can be reviewed [here](#).

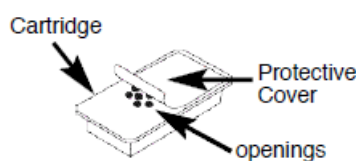


#### **Extension Cords**

Use only three-wire extension cords which have three-prong grounding type plugs and three-pole receptacles which accept the product's plug.

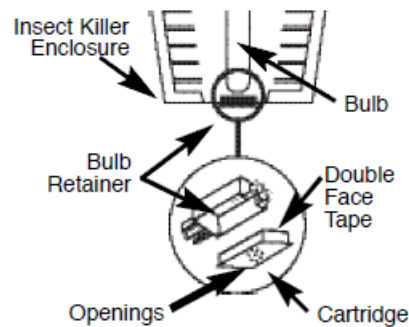
#### **Octenol Mosquito Attractant**

U.S. Government and university researchers have demonstrated that octanol, a component of respiration, is effective in attracting many species of mosquitoes and biting flies. Your Flowtron insect killer uses an exclusive slow-release Octenol Mosquito Attractant Cartridge (MA- 1000) which increases the effectiveness of the insect killer to lure mosquitoes and biting flies into its killing grid.



## Directions for Use

Remove the octanol cartridge from the sealed pouch and peel the protective cover from the face of the cartridge. Avoid touching the openings in the cartridge and always wash your hands thoroughly after contact.



## Installation

Remove the double-face tape from the pouch and peel the backing paper off one side of the tape. Press the tape to the bottom of the cartridge, (side opposite the openings).

Peel the backing paper from the other side of the tape and press the cartridge firmly into the bulb retainer at the bottom of the enclosure (see illustration).

## Operation

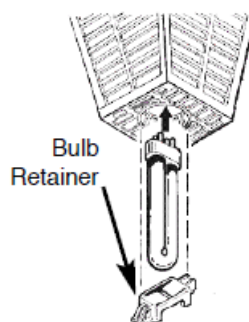
When your insect killer is on it will provide the heat and convective air flow to vaporize the lure and disperse it at the proper rate per hour for maximum effectivity. For best results replace the cartridge every 30 days.

## Maintenance

**Cleaning:** Your insect killer is equipped with self-cleaning grids and requires no special maintenance other than cleaning insect debris from the bottom of the unit. This should be done frequently using a small soft brush or blower such as a portable hair dryer, or the exhaust attachment of a vacuum cleaner. Be sure to unplug the unit before cleaning. Do not clean your insect killer with a water spray or the like.

## Bulb Replacement

- Disconnect the unit from the electric source.
- Depress the latch and remove the plastic bulb retainer at the base of the unit as shown.
- The bulb can now be pulled down out of its socket.
- Insert the replacement bulb into the socket.
- Replace plastic bulb retainer and secure latch



## Replacement Bulbs

• Model Bulb	Type	Flowtron Bulb
• BK 15D	15-watt bulb	BF-35
• BK 40D	40-watt bulb	BF-190
• BK 80D	40 watt bulb(2)	BF-150

**Notice:** Ultraviolet or “black light” is invisible to the eye, and its ability to attract insects diminishes over time. Therefore, although the bulb appears to be functioning it should be replaced every season to maintain optimal “black light” effectiveness.

## Warranty

### Two-Year Limited Warranty

Flowtron warrants your electronic insect killer to be free from defects in materials or workmanship under normal use and service for two years from the date of original purchase. All parts except for burned-out bulbs, which are defective, will be repaired free of charge. Any implied warranties, including the implied warranty of merchantability, are also limited in duration to the two-year period from the original purchase date. The provisions of this warranty shall not apply to any Flowtron bug killer which has been subject to misuse, neglect or accident, nor which is used for a purpose for which it is not designed, or which shall have been repaired or altered in any way so as to adversely affect its performance and reliability. Service by unauthorized parties voids your warranty. Warranty covers only the original purchaser. Commercial and/or professional use is excluded from warranty coverage. Flowtron neither assumes nor authorizes any person to assume for it any other liability in connection with its product. No responsibility is assumed for any consequential damages that may result from the use of a Flowtron product, nor for damages due to accident, abuse, lack of responsible care, the affixing of any unauthorized attachment, loss of parts or subjecting this unit to any but the specified voltage. If the unit fails to operate during the warranty period, send the product, along with a purchase receipt showing purchase date and description of the problem to: Flowtron Service Center, 15 Highland Avenue, Malden, MA 02148. Transportation costs for returning any defective product are the responsibility of the consumer. This warranty gives you specific legal rights, and you may also have other rights which vary from state to state.

## Troubleshooting

**Caution:** unplug the unit before servicing

To purchase Flowtron accessories, please visit our website at [www.flowtron.com](http://www.flowtron.com) or call our customer service dept. at 1-800-343-3280.

## Accessories

### Flowtron Insect Killer Accessories

#### Security Wall Bracket Model SB 300

- Attractive welded steel bracket with a locking feature to help prevent theft.
- 6 1/2" long with 10" extension.



## Powerful Lures:

- Mosquito Attractant – MA 1000
- Mosquito Attractant – MA 1000-6 (six-pack)
- Fly Sex lure – FA 5000
- Makes your insect killer more effective in eliminating mosquitoes and flies.



### **Security Lantern Pole Model SP 200B**

The lantern pole has 1" diameter steel tubing. The Locking feature helps prevent theft. 10 feet long with a 14" extension.



### **Replacement Bulbs**

Yearly replacement is recommended to maintain maximum black light output.



### **Flowtron**

- Flowtron Outdoor Products, 15 Highland Ave, Malden, MA 02148
- 800-343-3280
- [www.Flowtron.com](http://www.Flowtron.com)

### **FAQs**

What is the Flowtron BK-40D Instant Killing Grid?

The Flowtron BK-40D Instant Killing Grid is an outdoor electronic insect killer designed to attract and eliminate flying insects.

How does the instant killing grid work?

The device uses UV light to attract insects and an electric grid to instantly kill them when they come into contact with it.

What types of insects does this device target?

The Flowtron BK-40D is effective against a wide range of flying insects, including mosquitoes, flies, and gnats.

Is it suitable for indoor use?

No, this device is designed for outdoor use to control flying insects in your yard or garden.

What is the coverage area of the Flowtron BK-40D?

The coverage area varies, but it typically covers up to 1 acre, making it suitable for medium to large outdoor spaces.

Is the device weather-resistant?

Yes, the Flowtron BK-40D is designed to withstand outdoor conditions, including rain and humidity.

Does it require special installation?

Installation is relatively simple, involving hanging the device at a suitable height and plugging it into an electrical outlet.

Is it energy-efficient?

This device is designed to be energy-efficient, helping to reduce electricity consumption while operating.

Does it emit any noise while operating?

The Flowtron BK-40D is generally quiet during operation, ensuring minimal disturbance in your outdoor space.

Can it be used around pets?

While the device is generally safe for pets, it's a good idea to place it in a location that is not easily accessible to them.

Is the UV light harmful to humans?

The UV light used by the device is typically not harmful to humans, as it is designed to attract insects rather than harm humans.

Can I use the Flowtron BK-40D in a residential neighborhood?

Yes, it can be used in residential areas, but it's a good idea to position it away from neighbor's homes to avoid attracting insects toward them.

Does it require regular maintenance?

Regular maintenance involves cleaning the device's grid and tray to remove insect debris, ensuring optimal performance.

Is it safe for the environment?

The device is generally considered environmentally friendly, as it does not rely on chemical pesticides.

Can I leave it on overnight?

Yes, the Flowtron BK-40D can be left on overnight to provide continuous insect control.

Is it suitable for commercial use?

While primarily designed for residential use, it can also be used in some commercial settings with outdoor spaces.

### Video-Introduction



[Download This PDF Link: Flowtron BK-40D 2023 121 Killing Grid-40D Instant Manual Killing-Grid-Instruction-Manual.mp4](#)

References: [Flowtron BK-40D Instant Killing Grid Instruction Manual-Device.Report](#)

---

## References



- [User Manual](#)

Manuals+.