



floor protector Easylogger App Version 3.8.1 for iOS and Android Instructions

[Home](#) » [floor protector](#) » floor protector Easylogger App Version 3.8.1 for iOS and Android Instructions 

floor protector Easylogger App Version 3.8.1 for iOS and Android Instructions



Contents

- [1 General information about synchronization](#)
- [2 Login screen](#)
- [3 Creation of a Floor protector user account](#)
- [4 Read out an easy logger](#)
- [5 Main screen](#)
- [6 App settings](#)
- [7 Help section](#)
- [8 Reset password](#)
- [9 Certificates](#)
- [10 Customer Support](#)
- [11 Documents / Resources](#)
 - [11.1 References](#)
- [12 Related Posts](#)

General information about synchronization

What is a readout?

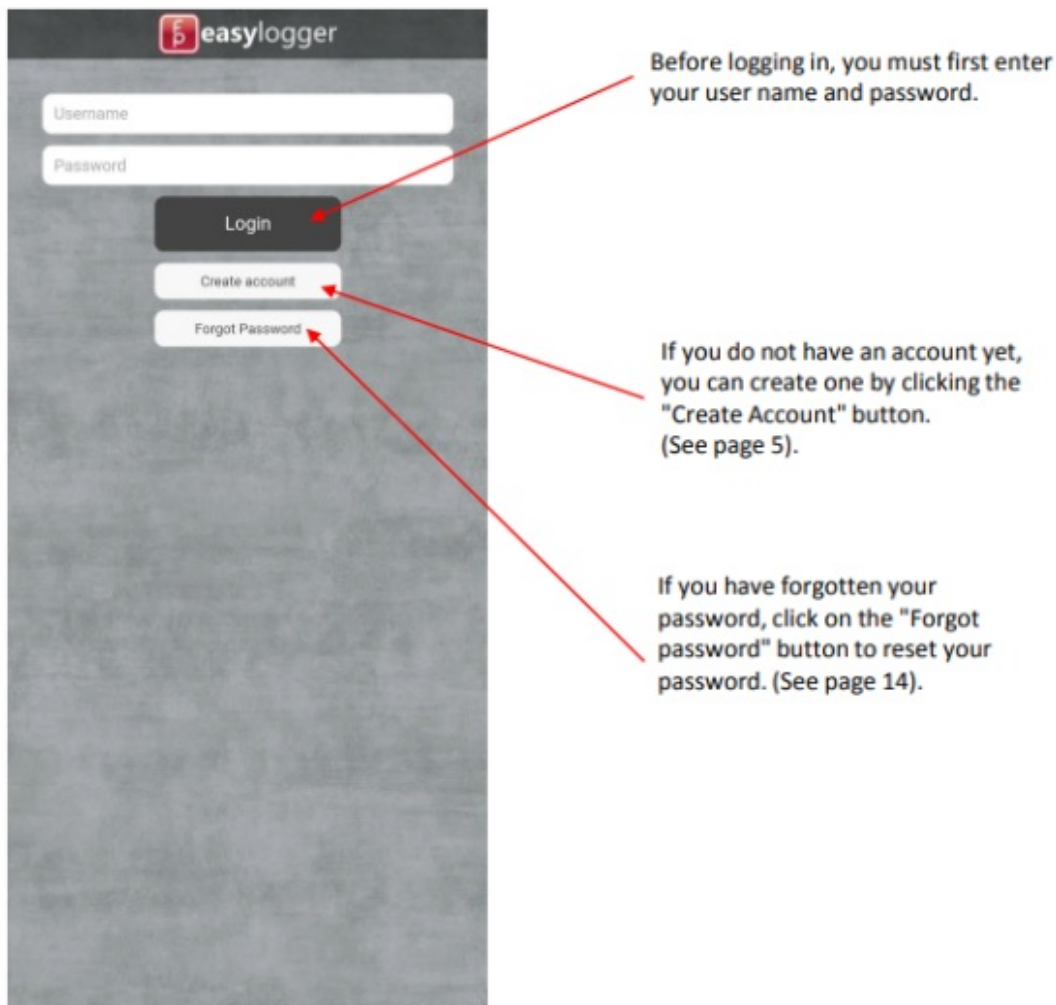
A readout is the retrieval of the measurement data recorded by the easy logger using the mobile app or the desktop application.

When can I read out?

To enable a successful readout, Bluetooth must be activated on your smartphone / tablet. Furthermore, the easy logger must be “woken up” with a magnet (minimum holding power 1kg) and must be within range. To ensure a

lifetime of up to 6 years, an easy logger “sleeps” until it is woken up.

Login screen



Creation of a Floor protector user account

After you have clicked on “Create account”, you will be redirected to this screen.

Cancel Accept

Deutsch

General Terms and Conditions – Export sales

§1 General provisions
Our Terms and Conditions are an integral part of our contracts. Deviations are only binding if agreed in writing.

§2 Quotations
Our quotations are subject to change and are non-binding.

§3 Retention of title
The goods remain our property until full payment is received.

§4 Transport
Unless otherwise agreed, the goods are transported at the expense and risk of the customer. We select the most reasonable form of shipping and packaging.

§5 Delivery
The specified delivery time begins after receipt of confirmation by the customer and is considered to be observed on the day of dispatch or the day the goods are ready for dispatch. Any modifications to the order cancel the delivery time and require for it to be reset.

§6 Warranty
We guarantee for the duration of 12 months that the goods conform to the descriptions provided and are not defective in that their functionality is neither nullified nor impaired. An insignificant reduction cannot be considered.
In the event defects occur during contractual use, customers must immediately – within 7 days at the latest

By clicking on the "Accept" button you accept our general terms and conditions and will be forwarded.

This button changes the language of the GTC's.

Here you can see our general terms and conditions of sale.

In this screen you must enter your account details.

Cancel Save

Account

Username Max_Mustermann

Password ***

Verify password ***

Email max.mustermann@gmail.com

Country Austria ▾

After entering your data, click on "Save" to proceed to the next step.

Now you see the privacy policy.

The screenshot shows a web page for the FP Floor Protector GmbH privacy policy. At the top, there are two buttons: "Delete account" and "Accept". Below them is a "Deutsch" button. The main content is the privacy policy text, which is written in German. Red arrows point from the text on the right to specific elements on the page: one points to the "Accept" button, another points to the "Deutsch" button, and a third points to the "Delete account" button.

Delete account **Accept** **Deutsch**

Privacy Policy

We are very delighted that you have shown interest in our enterprise. Data protection is of a particularly high priority for the management of the FP Floor Protector GmbH. The use of the internet pages of the FP Floor Protector GmbH is possible without any indication of personal data; however, if a data subject wants to use special enterprise services via our website, processing of personal data could become necessary. If the processing of personal data is necessary and there is no statutory basis for such processing, we generally obtain consent from the data subject.

The processing of personal data, such as the name, address, e-mail address, or telephone number of a data subject shall always be in line with the General Data Protection Regulation (GDPR), and in accordance with the country-specific data protection regulations applicable to the FP Floor Protector GmbH. By means of this data protection declaration, our enterprise would like to inform the general public of the nature, scope, and purpose of the personal data we collect, use and process. Furthermore, data subjects are informed, by means of this data protection declaration, of the rights to which they are entitled.

As the controller, the FP Floor Protector GmbH has implemented numerous technical and organizational measures to ensure the most complete protection of personal data processed through this website. However, Internet-based data transmissions may in principle have security gaps, so absolute protection may not be guaranteed. For this reason, every data subject is free to transfer personal data to us via alternative means, e.g. by telephone.

1. Definitions

The data protection declaration of the FP Floor Protector GmbH is based on the terms used by the European

You hereby accept our privacy policy and complete the creation of your account.

The privacy policy is also available in German and English.

If you do not agree with the privacy policy, click on "Delete Account" to cancel the creation of your account.

After you have accepted our privacy policy, you will be sent an e-mail. In this e-mail you will find a link to confirm your e-mail address.

The screenshot shows an email interface. At the top, there is a green circular icon with a white 'N' and the text "no-reply@floorprotector.net 13:28". Below this is the text "an mich" with a dropdown arrow. The main body of the email has a dark background with white text. It starts with the "FP floor protector" logo and text. The main message says: "Welcome to floor protector, please click to following link to verify your email address. Your account will be activated and you will be able log in to our different apps afterwards. [Verify email address](#)". At the bottom, there is contact information: "fp floor protector GmbH - Waldgasse 2 - 2700 Wr. Neustadt - Austria - Fon.: +43 2774 29701 - Fax: +43 2774 29701-19 - Email: office@floorprotector.at".


N **no-reply@floorprotector.net** 13:28
an mich ▾

FP floor protector

Welcome to floor protector, please click to following link to verify your email address. Your account will be activated and you will be able log in to our different apps afterwards. [Verify email address](#)

fp floor protector GmbH - Waldgasse 2 - 2700 Wr. Neustadt - Austria - Fon.: +43 2774 29701 - Fax: +43 2774 29701-19 - Email: office@floorprotector.at

After creating your account you will be forwarded to the main screen and can now read out your first easy logger.

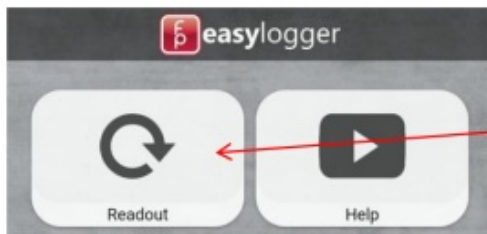


Help section
P. 13

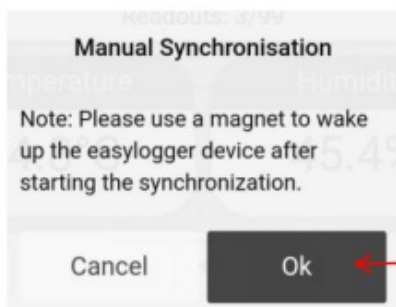
By clicking on this symbol a
easylogger can be read out.
See next chapter.

App settings
P. 12

Read out an easy logger

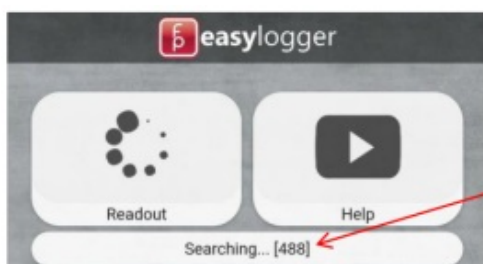


By clicking on "Readout" you can
retrieve the measured data of an
easylogger.

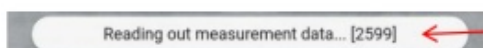


This message will then
appear, explaining how to
wake up the easylogger.

By clicking on "OK" you start
the readout finally.

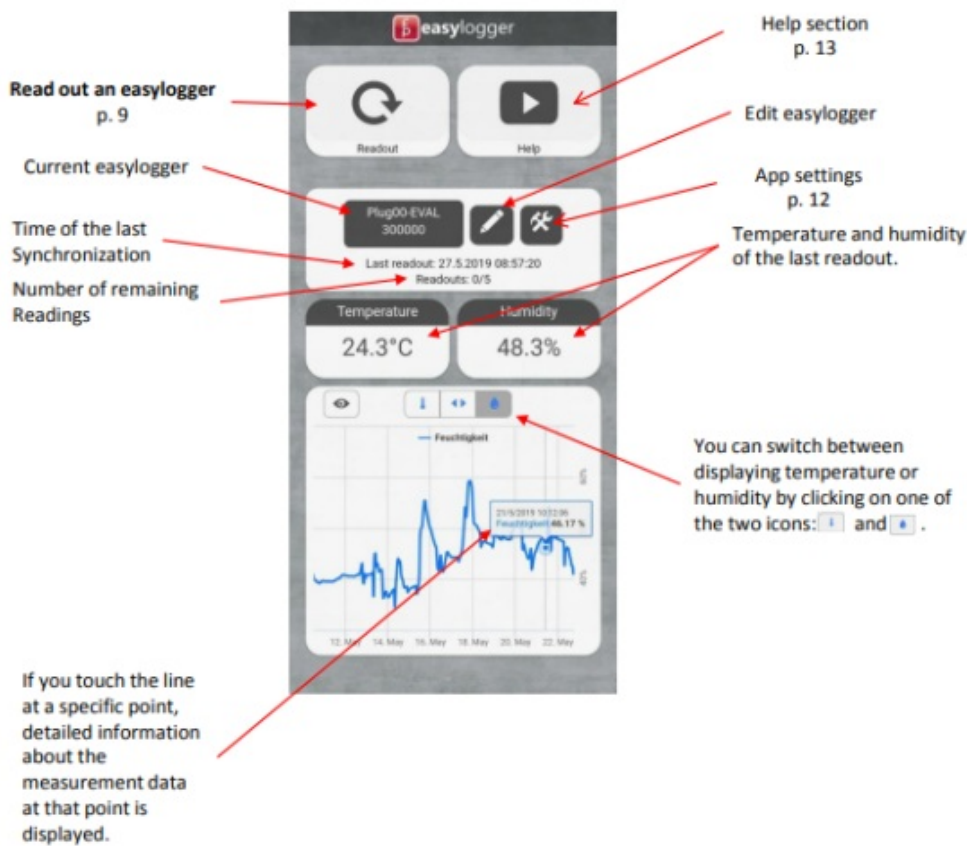


Now the search for an
easylogger has started, here
you can see how long the
search for an easylogger takes.

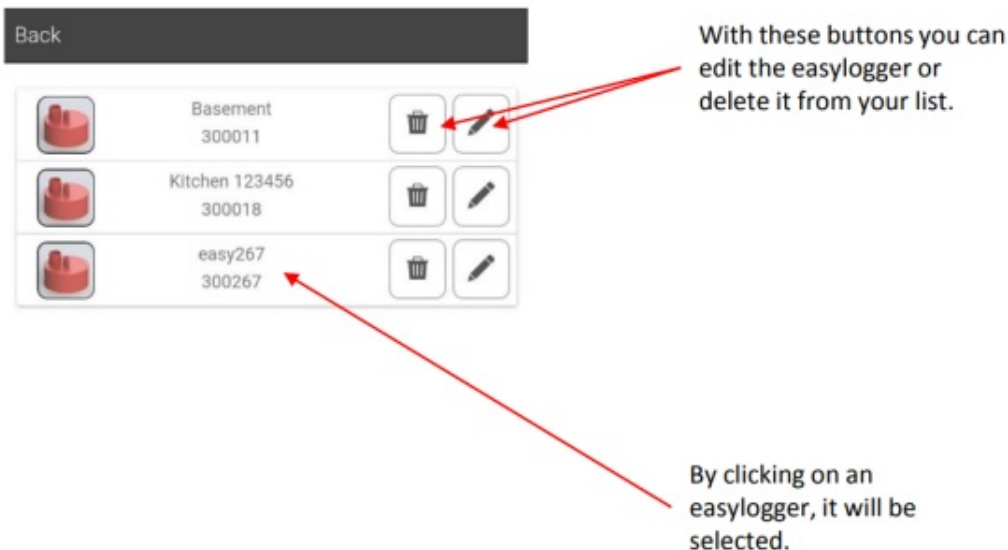


If the easylogger has been found,
the measured data will be read
out, if this is completed, you can
see the measured data on the
main screen.

Main screen

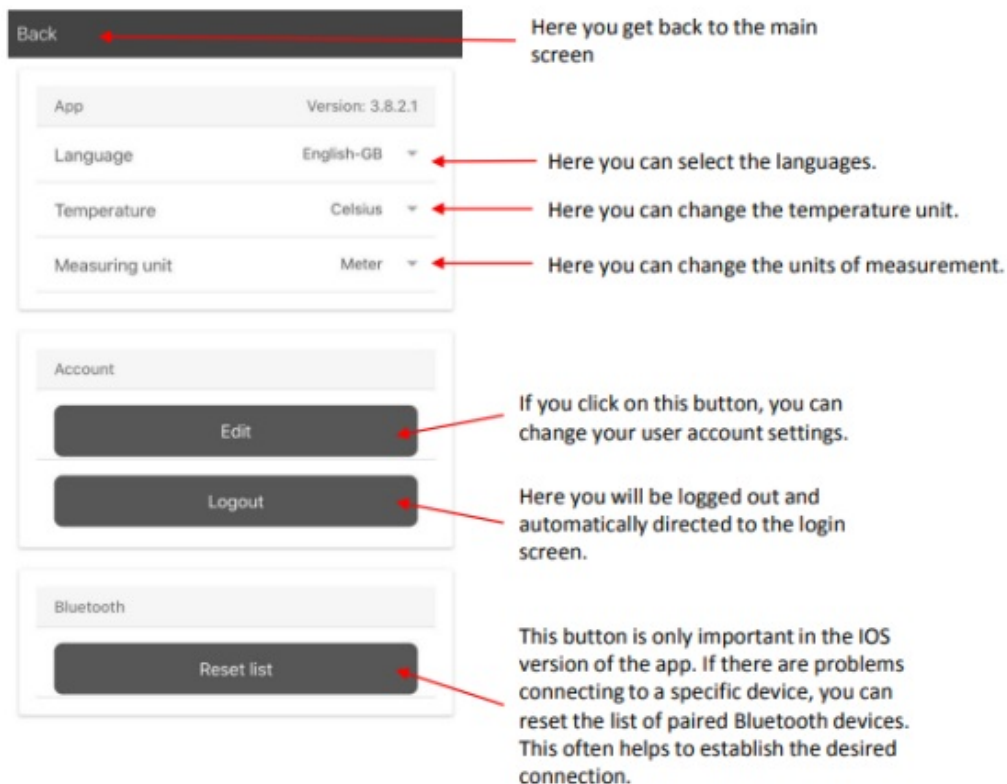


If you click on the current easy logger, a list of all the easy loggers you have already read out will appear.

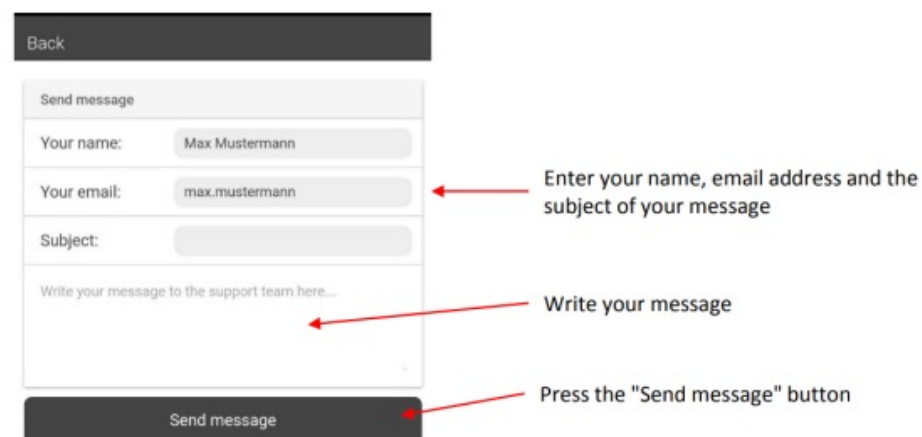


App settings

After you have clicked on the “Settings” button, you will be directed to the settings of the app.



Help section



Our support team will contact you in the following days.

Reset password

After you have clicked on "Forgot password", this window appears.

Back

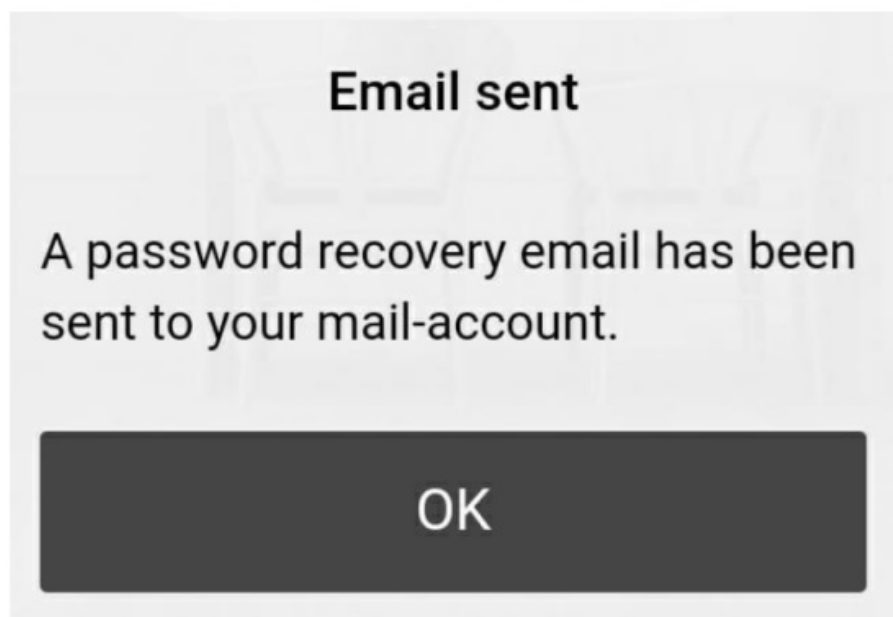
If you wish to retrieve your password, we can send you a password recovery email to the address you provided during the registration process.

Email

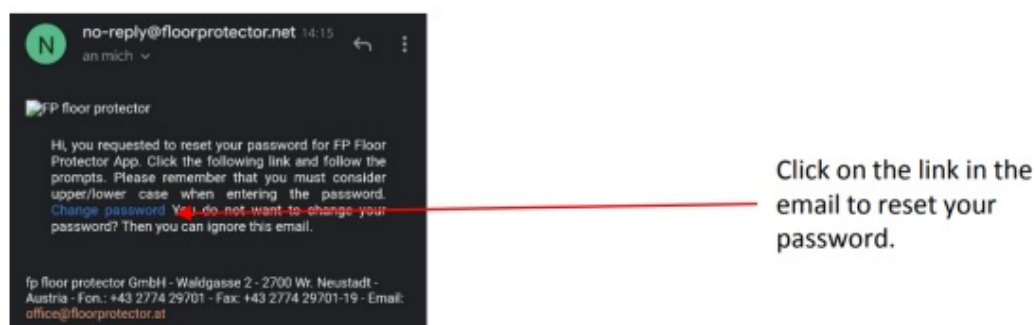
Send email

Enter the e-mail address of your account here and click "Send email".

If you have entered the correct e-mail address, this message appears.



After you have successfully entered your e-mail address, an e-mail will be sent to you.



floor protector.
Von Grund auf sicher.

Please enter the new password for Max_Mustermann:

Change Password

After you have clicked on the link, you will be directed to this website

Enter your new password here and click on "Change password".

After successfully changing your password, you can log back into our app with your new password.



Certificates

FCC

FCC ID: 2ADQTV1EL

User Information gem. FCC 15.21:

Changes or modifications not expressly approved by the party responsible for compliance could void the user's authority to operate the equipment.

Part 15 Statement gem. FCC 15.19:

This device complies with Part 15 of the FCC Rules. Operation is subject to the following two conditions:

1. This device may not cause interference.
2. This device must accept any interference, including interference that may cause undesired operation.

IC

IC ID : 12568A-V1EL

Statement gem.RSS GEN Issue 5:

This device contains licence-exempt transmitter(s)/receiver(s) that comply with Innovation, Science and Economic Development Canada's licence-exempt RSS(s). Operation is subject to the following two conditions:

1. This device may not cause interference
2. This device must accept any interference, including interference that may cause undesired operation of the device.

RF exposure separation distance of easy logger: 20.0cm



Customer Support

Waldgasse 2 A-2700 Wiener Neustadt

Phone: +43-(0)2774 – 29 701

fax: +43-(0)2774 – 29 701 -19
office@floorprotector.at
www.floorprotector.at

Documents / Resources

 easylogger App Version 3.8.1 for iOS and Android <small>Requirements of the easylogger app for Android: Android 4.4 or later and an Android version 4.2 or later</small> <small>Requirements of the easylogger App for Apple iOS: Download a free app on the App Store (ID 1010000000)</small> 	floor protector Easylogger App Version 3.8.1 for iOS and Android [pdf] Instructions V1EL, 2ADQTV1EL, Easylogger App Version 3.8.1 for iOS and Android
--	--

References

-  [floor protector - fidbox stairbox hmbox](#)

Manuals+.