



FLINQ FQC8271 Table Light Coco Instruction Manual

[Home](#) » [FlinQ](#) » FLINQ FQC8271 Table Light Coco Instruction Manual 

FLINQ

FQC8271 Table Light Coco
Instruction Manual



**FlinQ Table Light Coco
FQC8271 | Instruction Manual**

Contents

- [1 FQC8271 Table Light Coco](#)
- [2 Specifications](#)
- [3 Package contents](#)
- [4 Safety instructions](#)
- [5 Operation](#)
- [6 EU-declaration of conformity](#)
- [7 Documents / Resources](#)
 - [7.1 References](#)
- [8 Related Posts](#)

FQC8271 Table Light Coco



Welcome to the FlinQ family

Thanks for purchasing one of our items! To ensure continuous operation and accuracy, please read these operating instructions carefully before use and save this manual for future use. Passing certain procedures may result in incorrect reading and incorrect use of this product. We hope that you will enjoy using your new FlinQ-product! If by any chance the item is damaged, defective or broken, you are covered with warranty! Please do not hesitate to contact us for any questions, concerns or suggestions at the email address as mentioned in this manual.

Register your FlinQ product

We can imagine you want to treat your FlinQ item carefully.
Register your product and you will be entitled to the following:

- ✓ 1 year extra warranty (2+1)
- ✓ Personal support
- ✓ Digital warranty certificate
- ✓ Digital manual

Scan the QR code or go to flinqproducts.nl/registration



Specifications

USB-input	DC5V <650mA(or 500mA-2.0A
Double IC protector	protects against overcharging,discharging,short circuit
Battery	Wireless use by 1800mAh Li-ion battery 18650
LED	6×2835 SMD LED WW+6X5050 SMD HP LED RGB
Operation time	up to 13h max
Durability	>20000h
Color Temperature	2700K WW
Waterproof	IP44 Rainproof & Dust proof
Memory function	Yes
Dimensions	18 x18 x 26 cm
Weight	530 gram
Operating Temperature	-10C~+40C

Package contents

The Coco Table LED Light consists of:

1. Indoor/outdoor LED Light:
 - a) Button (ON/OFF/COLOR SELECTION)
 - b) Charging indicator
 - c) Charging port
2. Micro USB Charging Cable (1 meter)

Charging The Table Light Coco

Note: Please fully charge the led light before the first use!

Insert one side of the USB charging cable into a power source, such as a USB home charger, laptop, computer or power bank and connect the other sides of the cable into the led light. When charging, the red led indicator will light up. When the battery is fully charged, the green led indicator will light up.

Note:

- It can take up till 5 times recharging and 5 times of using the item, to get the maximum battery time
- We recommend using the original charging cable of your device (supplied by FlinQ) for optimal charging

Safety instructions

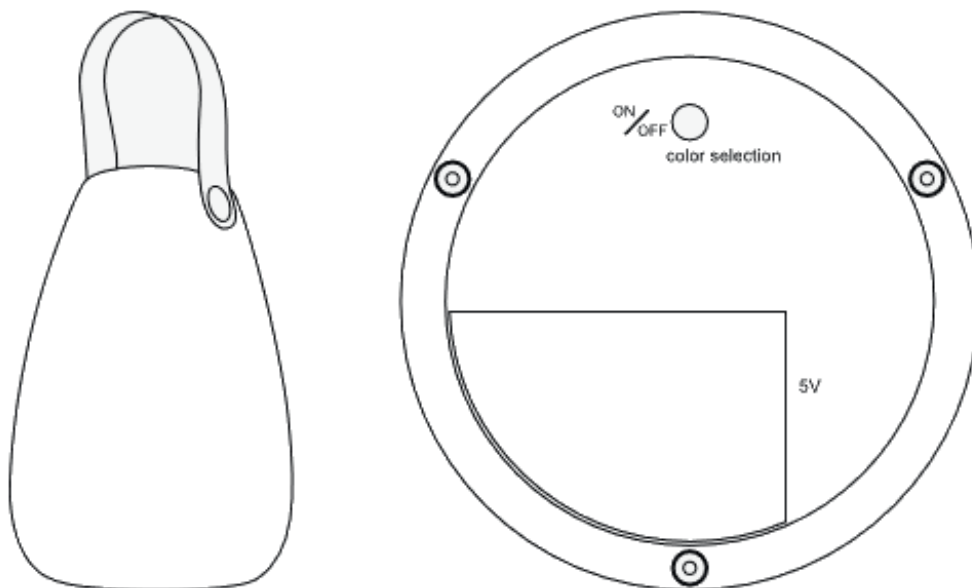
- Please check carefully if the product is in good condition and complete (all parts included as described in the part Package Contents) when opening the package.
- Never place the device in the vicinity of excessive heat or cold sources. Extreme temperatures may have a negative influence on the lifetime of electronics and batteries.
- Never touch the plug contacts with sharp or metal objects.
- Please only use the original power supply and original accessories.
- Protect the device from special liquids and vapors.
- Turn of the unit before cleaning. Do not use any solvent based cleaning agents, only a soft, anti-static cloth and clean water with normal hand wash soap.
- Do not attempt to repair the item in case of any damage.
- If the unite is not properly installed or operated FlinQ may not accept liability.

Operation

Using the Table Light Coco

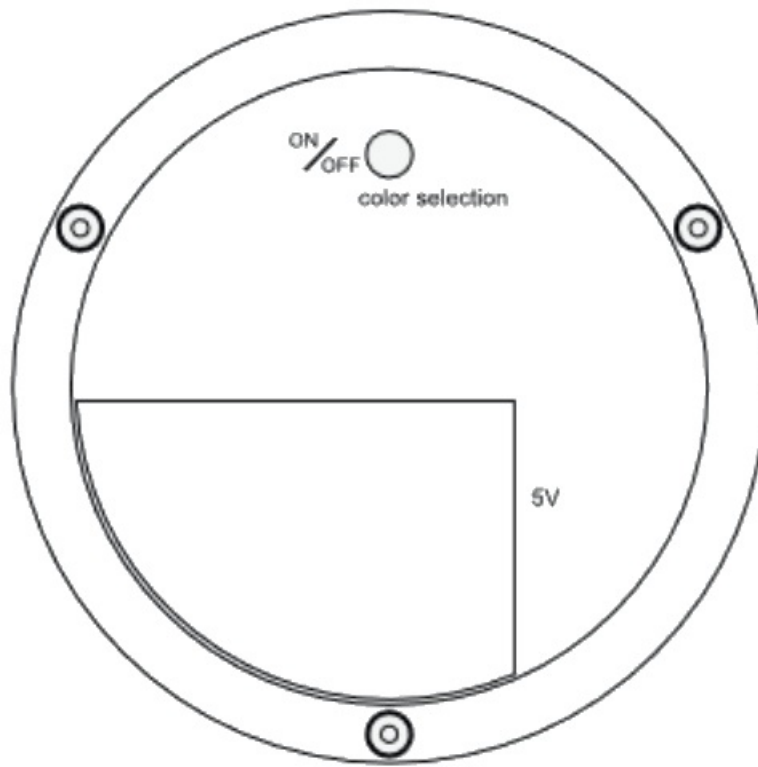
1. Operate

You can operate the Coco Table LED Light by pressing the on / off button on the bottom side of the device



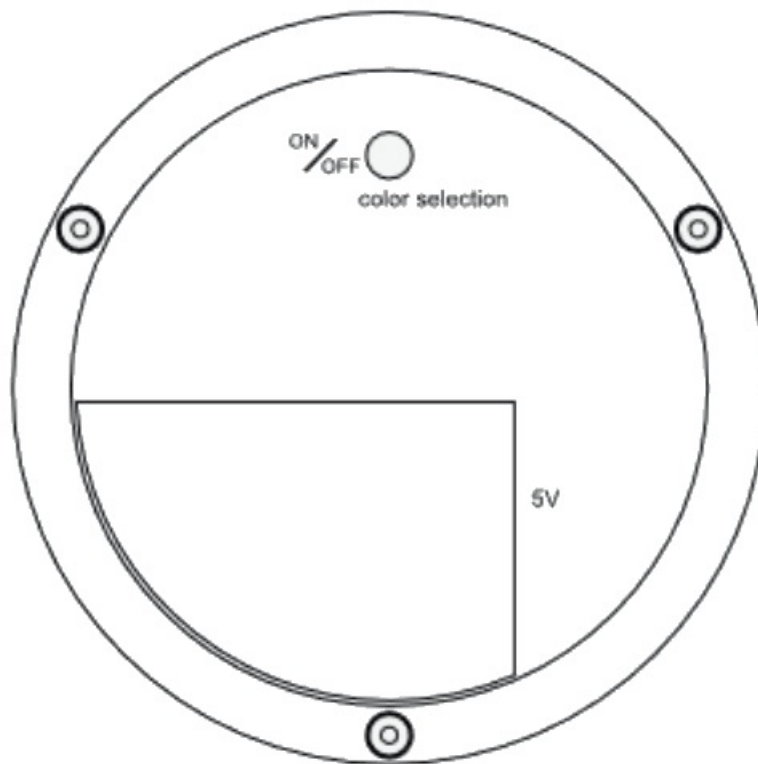
2. On / off

You can turn on or turn off the Coco Table LED Light by long pressing the on / off button on the bottom side of the device



3. Change color

Short press the on / off button to change the colors. The colors are: warm white, red, green, blue, orange, cold white, pink, purple



EU-declaration of conformity

(EN ISO / IEC 17050-1)

Company: FlinQ Commerce

Address: Eemweg 74 3755LD Eemnes, The Netherlands

Declare under the sole responsibility that the following equipment: FlinQ Table Light Coco

Brand: FlinQ

Product name: FlinQ Table Light Coco

Barcode / EAN: 8720168689740

Product type: Table Light

Production date: 2023

Produced in: China

Authorized signature:

Signed by: 

Name: Erwin Honing

Title: CEO

Place: 3755LD Eemnes, The Netherlands

Date: 02-03-2023

Conform that the products mentioned are with the following safety and hazardous substances restrictions in electrical and electronic equipment requirements of the relevant European Union harmonization directives 2014/30/EU, (EU) 2015/863, EU 2019/1021, (EC) No. 1907/2006, 2012/19/EU WEEE and all amendments. Conformity is guaranteed by the CE symbol. This product has been tested following harmonized standards and EU community legislation specifications, applying versions will be valid in 03-2023. The full text of the EU declaration of conformity is available at the following internet address: www.flinqproducts.nl

TECHNICAL CHANGES SUBJECT TO FURTHER DEVELOPMENTS

EN IEC 55015: 2019

EN 61547: 2009

EN IEC 61000-3-2: 2019

EN 61000-3-3: 2013/A1: 2019


FLINQ

FlinQ Commerce Eemweg 74
3755 LD Eemnes The Netherlands

www.flinqproducts.nl

info@flinqproducts.nl

Documents / Resources

 <p>FLINQ FlinQ Table Light Coco</p>	<p>FLINQ FQC8271 Table Light Coco [pdf] Instruction Manual FQC8271 Table Light Coco, FQC8271, Table Light Coco, Light Coco, Coco</p>
---	--

References

-  [FlinQ Products](#) | [Gratis verzending](#) | [2 jaar garantie](#) | [Betaal later](#)

-  [FlinQ Products](#) | [Gratis verzending](#) | [2 jaar garantie](#) | [Betaal later](#)

Manuals+.