




Flextool NPS01577-UNIT Drive Unit User Guide

[Home](#) » [Flextool](#) » Flextool NPS01577-UNIT Drive Unit User Guide 

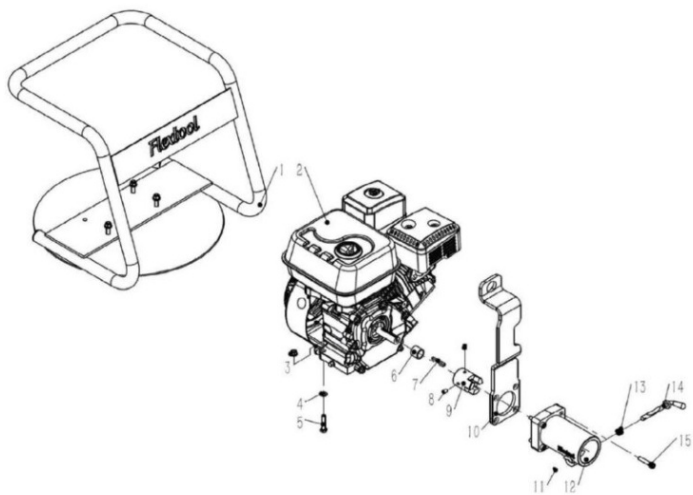
Contents

- [1 Flextool NPS01577-UNIT Drive Unit User Guide](#)
- [2 FLEXTOL SPARE PARTS](#)
- [3 Assembly/Service Kits](#)
- [4 DISCLAIMER](#)
- [5 Read More About This Manual & Download PDF:](#)
- [6 Documents / Resources](#)
 - [6.1 References](#)

Flextool NPS01577-UNIT Drive Unit User Guide



FLEXTOL SPARE PARTS



Item N o.	Product Code	Description	Qty	Remarks
1	NPS01577-U NIT	FLX DRIVE UNIT FRAME FDU-P1 (CNVR1-001)	1	
2	NPS01628-U NIT	HON ENGINE GX160 QX (CNVR1-002)	1	
3	See Remarks	FLX NYLOCK NUT (CNVR1-003)	4	Use SK-1
4	See Remarks	FLX WASHER (CNVR1-004)	4	Use SK-1
5	See Remarks	FLX BOLT (CNVR1-005)	4	Use SK-1
6	See Remarks	FLX SPACER (CNVR1-006)	1	Use SK-2
7	NPS00779-U NIT	FLX KEY (CNVR1-007)	1	
8	See Remarks	FLX GRUB SCREW (CNVR1-008)	2	Use SK-2
9	See Remarks	FLX DRIVE DOG (CNVR1-009)	1	Use SK-2
10	NPS02891-U NIT	FLX LIFTING HOOK (CNVR3-010)	1	
11	See Remarks	FLX ROLL PIN (CNVR1-011)	1	Use AS-1 or SK-3
12	See Remarks	FLX BELL HOUSING (CNVR1-012)	1	Use AS-1
13	See Remarks	FLX TRIGGER SPRING (CNVR1-013)	1	Use AS-1 or SK-3
14	See Remarks	FLX TRIGGER (CNVR1-014)	1	Use AS-1 or SK-3
15	NPS01581-U NIT	FLX SOCKET HEAD CAP SCREW (CNVR3-015)	4	

Assembly/Service Kits

Item N o.	Product Code	Description	Qty	Remarks
AS-1	NPS03374-U NIT	FLX ASSY BELL HOUSING (CNVR3-017)	1	Inc Items: 11, 12, 13, 14

SK-1	NPS01582-U NIT	FLX SERVICE KIT BOLT SET FDU (CNVR3-018)	1	Inc Items: 3, 4, 5
SK-2	NPS07161-U NIT	FLX SERVICE KIT DRIVE DOG GX160-QX (CNVR3-016)	1	Inc Items: 6, 8, 9
SK-3	NPS07159-U NIT	FLX SERVICE KIT TRIGGER (CNVR3-019)	1	Inc Items: 11, 13, 14

Parchem Construction Supplies Pty Ltd

1956 Dandenong Road, Clayton VIC 3168, Australia

Phone: 1300 353 986

flextool.com.au

ABN 80 069 961 968

This manual summarises our best knowledge of the product based on the information available at the time of publication. You should read this manual carefully and consider the information in the context of how the product will be used. Our responsibility for products sold is subject to our standard terms and conditions of sale.

DISCLAIMER

Any advice, recommendation, information, assistance, or service provided by us in this manual is given in good faith and is believed by us to be appropriate and reliable. However, any advice, recommendation, information, assistance, or service provided by us is provided without liability or responsibility PROVIDED THAT the foregoing shall not exclude, limit, restrict, or modify the right entitlements and remedies conferred upon any person or the liabilities imposed upon us by any condition or warranty implied by Commonwealth, State or Territory Act or ordinance void or prohibiting such exclusion limitation or modification. The product can be expected to perform as indicated in this manual so long as the operation and operational procedures of the individual products are followed as recommended in this manual.

Design and technical specifications may be subject to changes.


© This publication is copyrighted. All rights are reserved. Flextool is a registered trademark of Parchem Construction Supplies Pty Ltd.

FOR MORE INFORMATION

CONTACT US ON 1300 353 986 OR VISIT flextool.com.au.

Read More About This Manual & Download PDF:

Documents / Resources

	<p>Flextool NPS01577-UNIT Drive Unit [pdf] User Guide NPS01577-UNIT Drive Unit, NPS01577-UNIT, Drive Unit, Unit</p>
--	---

References

- [🔗 Concrete Equipment and Tools - From Site Preparation to Surface Preparation | Flextool](#)
- [User Manual](#)

[Manuals+](#), [Privacy Policy](#)

This website is an independent publication and is neither affiliated with nor endorsed by any of the trademark owners. The "Bluetooth®" word mark and logos are registered trademarks owned by Bluetooth SIG, Inc. The "Wi-Fi®" word mark and logos are registered trademarks owned by the Wi-Fi Alliance. Any use of these marks on this website does not imply any affiliation with or endorsement.