


# FLEXIT CS2500 Automatic Control Instruction Manual

[Home](#) » [FLEXIT](#) » FLEXIT CS2500 Automatic Control Instruction Manual 

## FLEXIT CS2500 Automatic Control Instruction Manual




**Contents**

- [1 INSTALLATION INSTRUCTIONS](#)
- [2 CUSTOMER SUPPORT](#)
- [3 Documents / Resources](#)

## INSTALLATION INSTRUCTIONS

1. Insert the SD card into the controller

1



*Plassering av  
SD-minnekort*

2. Log in with password 2000

2

**Startside > Hovedmeny > Enter PIN**

**Startsida > Huvudmeny > Ange PIN**

**Start page > Main menu > Enter PIN**

3. Load set parameters to the SD card

3



**Startside > Hovedmeny >  
Systeminstilling > Lagre/tilbakest >  
Lagre > Eks.minne**



**Startsida > Huvudmeny >  
Systeminställn. > Spara/Återställ >  
Ladda param. > Ext.m**



**Start page > Main menu > System  
objects > Save/Load > Sett.load >  
Ext.m**

4. Switch off the power to the unit

4

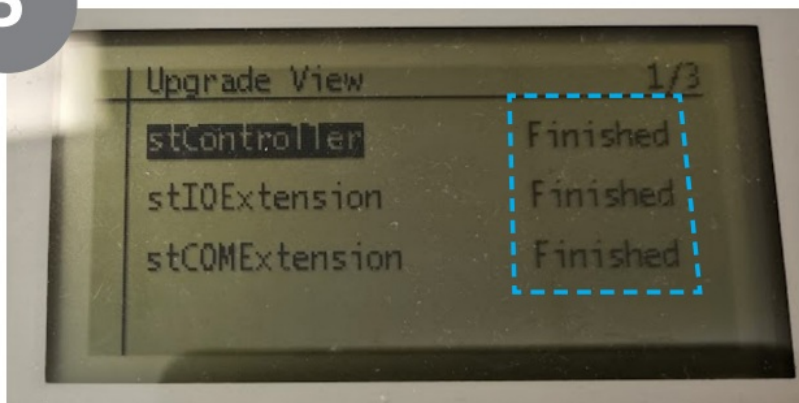


5. Take a narrow object, press and hold the button down into the hole.

Apply the voltage (while the button is pressed) until the BSP LED starts flashing red/green (may take a few seconds).

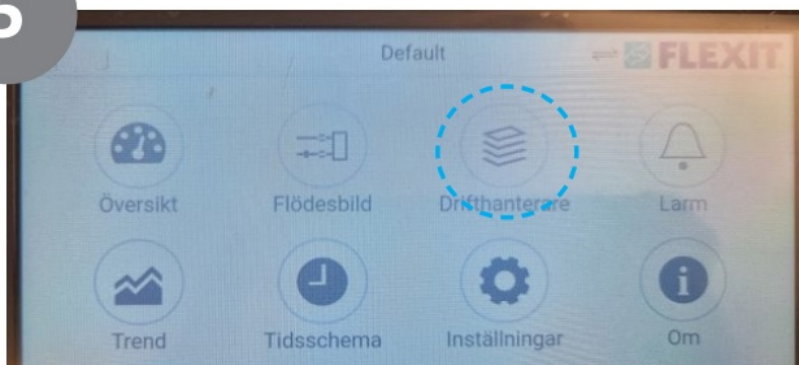
Wait until the controller has restarted and the screen looks like the pictures, then restart the controller by turning off/on the power

5



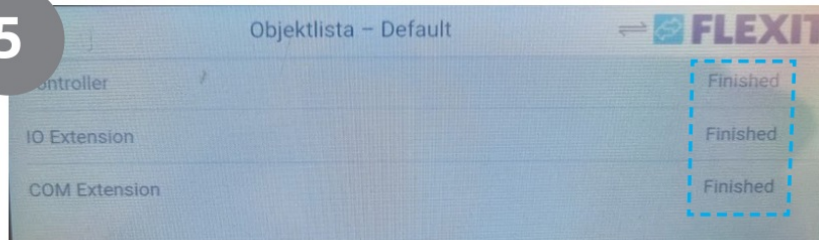
*ProPanel*

5



*ProTouch*

5



ProTouch

6. Load set parameters from the SD card



**Start page > Main menu > System objects  
> Save/Load > Sett.load > Ext. m > Execute**

Wait until:



**Start page > Main menu > System objects  
> Save/Load > Ready**

Then restart the controller:



**Start page > Main menu > System objects  
> Save/Load > Restart required! = Execute**



**RESTART**

Now the controller is updated, previous settings are stored.

## CUSTOMER SUPPORT

Our products are subject to continuous development and we therefore reserve the right to make changes.  
We also disclaim liability for any printing errors that may occur.

**Flexit AS**

**Tel:** +47 69 81 00 00


**Email:** [post@flexit.no](mailto:post@flexit.no)

**Web:** [www.flexit.no](http://www.flexit.no)



**FLEXIT®**

## Documents / Resources



**[FLEXIT CS2500 Automatic Control](#)** [pdf] Instruction Manual  
CS2500 Automatic Control, CS2500, Automatic Control