



FLEXIT 118044 ProNordic Controller Instruction Manual

[Home](#) » [FLEXIT](#) » FLEXIT 118044 ProNordic Controller Instruction Manual 

Contents

- [1 FLEXIT 118044 ProNordic Controller](#)
- [2 Important safety instructions](#)
- [3 Remove the defective controller](#)
- [4 Install a new controller](#)
- [5 Documents / Resources](#)
 - [5.1 References](#)
- [6 Related Posts](#)

FLEXIT®

FLEXIT 118044 ProNordic Controller



Important safety instructions

DANGER!

All electrical connections must be carried out by qualified electricians.

If possible, back up the controller that is to be replaced.

Procedure:


1. Insert a blank SD memory card into the regulator.

2. Back up the values to the memory card.

Start page > Main menu > System objects > Save/load > Sett.save -> Ext.m. = Execute

3. Wait until:

Start page > Main menu > System objects > Save/load > OK



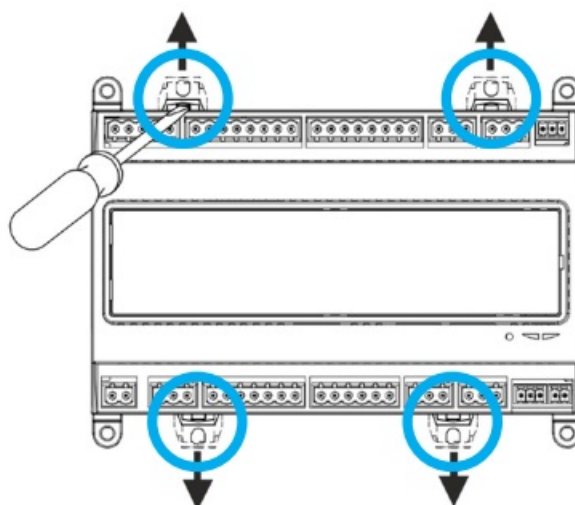
*Location of SD
memory card*

Remove the defective controller

1. Check that the power to the product is off.

2. Detach all contacts.

3. Loosen the four locks using a screwdriver.

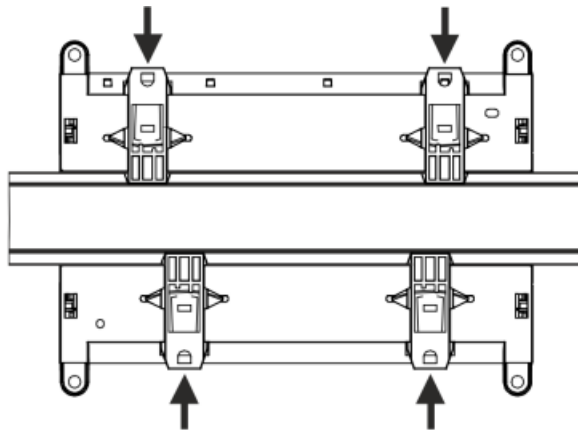


4. Lift out the controller.

Install a new controller

1. Place the controller on the DIN rail

2. Press in the four locks



3. Refit all contacts

4. Switch on the power

5. Read back an existing backup if there is one: Procedure:

- Insert the memory card into the regulator.
- Log in with 2000.
- Load the values from the memory card.

Start page > Main menu > System objects > Save/load > Sett.load <- Ext.m.. = Execute

- Wait until:

Start page > Main menu > System objects > Save/load > OK

- Restart the process unit:

Start page > Main menu > System objects > Save/load > Restart required! = Execute

6. If there is no backup, the following settings must be done:

Log in with 2000.

- Start page > Main menu > Configuration > Configuration IOs > Integrations > +Fan configuration = Done
- Start page > Mainmenu > Configuration > Configuration IOs Z Integrations > Flexit MB Extender
(Communicat.info.)

Set "K-factor, SplyFan" and "K-factor, ExhFan" according to the following table:

Unit	K-value	
	Supply air	Extract air
S100R	74	74
S140R	74	74
S180R	76,5	76,5
S220R	80	80
S240R	129	129
S260R	150	150
S300R		
S340R		
L110R	74	74
L150R	72	72
L190R	84	72
L230R	132	127
L270R	154	143
L310R		
L350R		

- Start page > Main menu > Configuration > Configuration IOs > Configuration IOs = Done
- Start page > Main menu > Configuration > Configuration IOs > Rstart Required! = Execute


Our products are subject to continuous development and we therefore reserve the right to make changes. We also disclaim liability for any printing errors that may occur.

Flexit AS

Tlf +47 69 81 00 00

post@flexit.no www.flexit.no

Documents / Resources

	<p>FLEXIT 118044 ProNordic Controller [pdf] Instruction Manual 118044 ProNordic Controller, 118044, ProNordic Controller</p>
---	--

References

Manuals+.