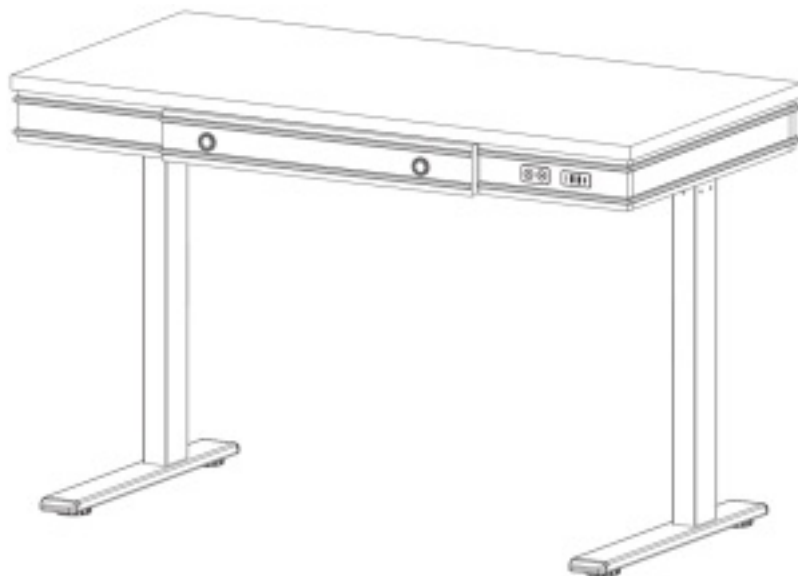




FLEXISPOT UD1B Theodore Standing Desk Installation Guide

[Home](#) » [FLEXISPOT](#) » FLEXISPOT UD1B Theodore Standing Desk Installation Guide 

FLEXISPOT UD1B Theodore Standing Desk



Contents

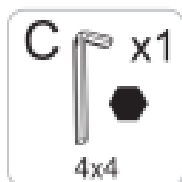
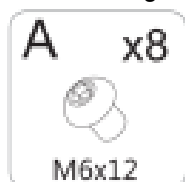
- 1 Specifications
- 2 Accessory Package
- 3 Part List
- 4 Installation
 - 4.1 Step 1: Install the lifting columns
 - 4.2 Step 2: Install the feet
 - 4.3 Step 3: Install the cables
- 5 Trouble Shooting
- 6 Attention
- 7 Recycling and Disposal
- 8 FlexiSpot Limited Warranty
- 9 FlexiSpot Limited Warranty
- 10 Documents / Resources
- 11 Related Posts

Specifications







Column Number	2
Max Load	99 lbs (45KG)
Max Speed 1	1"/s
Highest Position	49.2" (1250mm)
Lowest Position	29.5" (750mm)
Height range	19.7" (500mm)
Drawer	21.8"x11"x2.2" (554mm x 279mm x 65mm)
Desktop	47.6"x23.6"x0.7" (1210mm×600mm×18mm)
Duty Cycle	10%(Working 2 minutes then stop 18 minutes)
Working Temperature	32°F-104°F

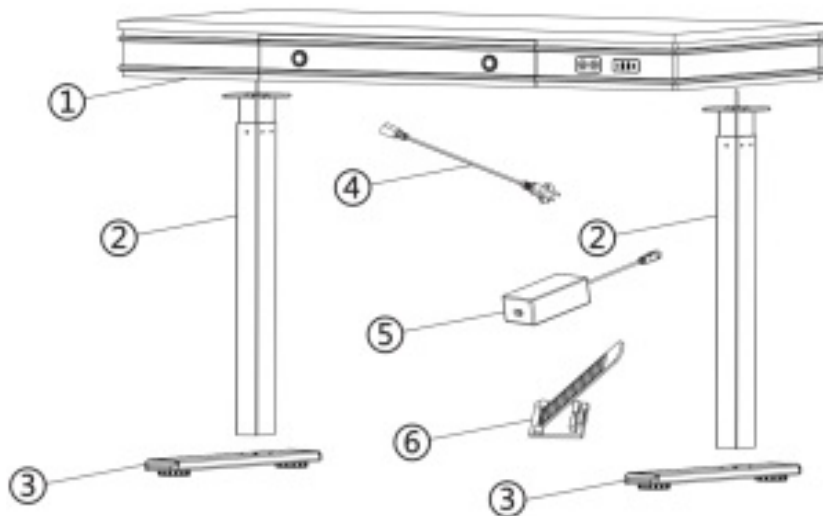
Accessory Package

Attention: Figures shown are for reference only. Please contact customer service if there are any accessory or tools missing.



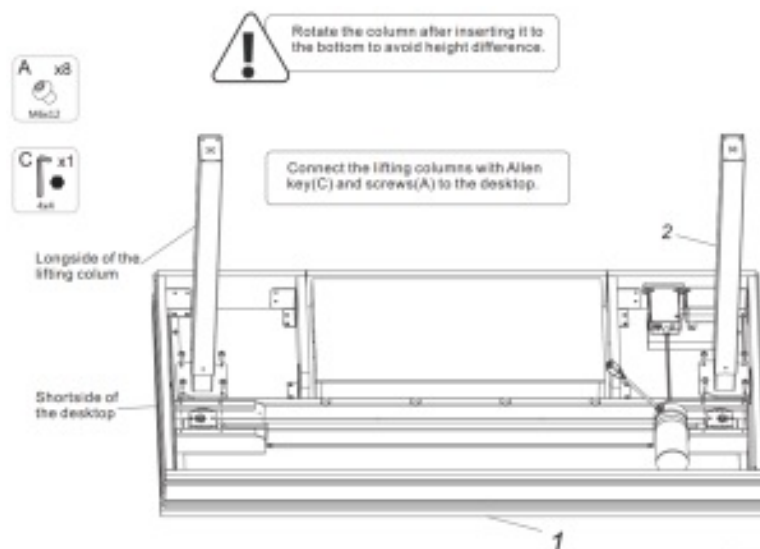
Part List

No.	Part	Qty	No.	Part	Qty
①	 Tabletop set	1	②	 Lifting columns	2
③	 Feet	2	④	 Power plug	1
⑤	 Adapter	1	⑥	 Cable management	4



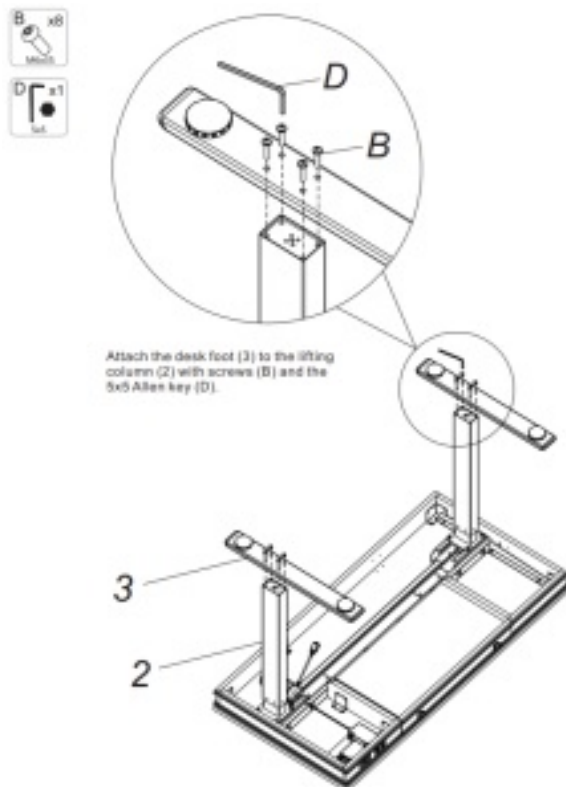
Installation

Step 1: Install the lifting columns

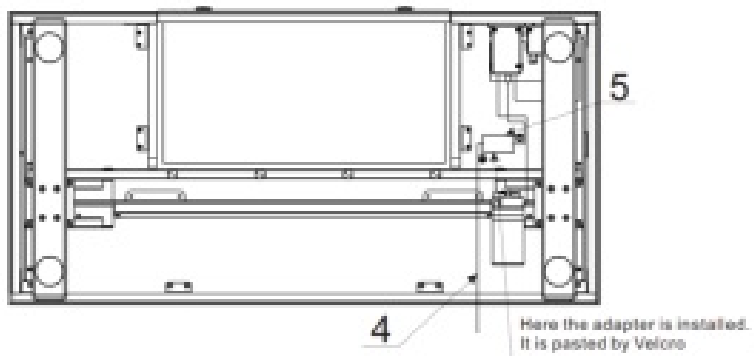


1. Insert the column coupling into the gear box as shown in the figure.
2. Rotate the lifting column to the position shown in the figure.
3. Use a 4x4 Allen key to tighten screws **(A)**.

Step 2: Install the feet



Step 3: Install the cables



Remove backing



Organize the lines



Buckle up

Trouble Shooting

The following tips will help you detect and eliminate the common fault and error. If the fault you met is not listed below, please contact with your supplier. Only the manufacturer and professionals are capable for investigating and correcting those fault and error.

Faults	Method
No response when you pressing and holding DOWN button	1. Check if all the cables are connected well.
	2. Please contact your supplier or distributor
No response when you pressing DOWN and UP button	1. Check if all the cables are connected well.
	2. Please contact your supplier or distributor.
Rising at a slower speed	1. Check if overloaded, max load capacity 99 lbs.
	2. Please contact your supplier or distributor
Motor doesn't work as expected	Please contact your supplier or distributor
The desk could not be lifted	1. Reset.
	2. Please contact your supplier or distributor.
Slide down	1. Check if overloaded, max load capacity 99 lbs.
	2. Please contact your supplier or distributor
The device resets often	1. Check if overloaded, max load capacity 99 lbs.
	2. Please contact your supplier or distributor.
Overwork (Duty cycle: Max 2min on/18min OFF)	1. Restart it after suspend for 30 mins for the working time is too long.
	2. Please contact your supplier or distributor.
The desk can't be adjusted to the max/min height	1. Reset. a) Hold the UP and DOWN buttons at the same time for more than 5 seconds and then release. b) Hold the DOWN button until the desk reaches its lowest height
	2. Please contact your supplier or distributor.

Attention

- Power supply: AC100 – 127 V, frequency 50/60HZ;
- Working environment: 32° – 104° F ;
- Before cleaning, you have to unplug the power supply cable. Clean with a slightly damp cloth to wipe away the surface dust. Keep all electrical components away from liquids. Do not damage the connection line and keep the plug in a safe position.
- Inside the control box, there are electronic components, metal parts, plastic parts, wires and so on. They should be disposed in accordance with the local laws and regulations. They cannot be disposed as household waste.
- Before using the product, please make sure the product has been installed correctly. Before starting use of the product, please read the instructions to fully understand all the product's functions and settings.
- Keep children away from electric height-adjustable desks, control units and handsets. Manufacturer is not responsible of any damages that result from children's unpredictable behaviour.

- Slight noise caused by the multi wedge belt or brake system will not impact the use of this product.
- Do not use corrosive or abrasive materials to clean this product and please dispose of cleaning solutions in an environmentally friendly manner.
- Understand the risks associated with using this product. Children or those with cognitive impairment should not use this product without supervision.
- If the power supply cord is damaged or broken, it must be replaced by the manufacturer or a relevant specialist to avoid any injuries.
- Please operate in a clean and safe environment. For example, do not left around your tools. And always be careful to deal with packaging materials, in order to avoid any kinds of possible danger. Potential chocking risk exists when children play with plastic bags!
- If necessary, retain the original package for future transportation.

Recycling and Disposal



This product cannot be disposed of as household waste. To prevent damage to the environment, this product should be recycled. Please use the relevant recycling systems available to you or contract the distributor or manufacturer for recycling assistance

FlexiSpot Limited Warranty

This limited warranty offered by FlexiSpot covers defects in material or workmanship in new FlexiSpot products. This warranty extends to the original purchaser only and is nontransferable. Only consumers purchasing FlexiSpot products from authorized FlexiSpot retailers or resellers may benefit from our limited warranty.

What is Covered?

The FlexiSpot limited warranty covers our products against defects in material or workmanship as follows:

- **FlexiSpot Height Adjustable Desk Frames**

All height-adjustable desks feature a 5-year warranty for the frame & motor and a 2-year warranty for the controller, switch, electronics and other mechanisms.

- **FlexiSpot Sit-Stand Desktop Workstations**

All sit-stand desktop workstations feature a 5-year warranty for the frame and MDF desktop and 3-year warranty for the gas spring system and other mechanisms.

- **FlexiSpot Desk Bikes**

All desk bikes and parts, including the frame, electronics, and other mechanisms, feature a 1 year warranty.

- **FlexiSpot Mini Steppers**

All Mini Steppers feature a 3-year warranty.

- **FlexiSpot Monitor Mounts**

All monitor mounts and parts, including arms, gas spring systems and other mechanisms, feature a 5-year warranty.

What are your Remedies?

FlexiSpot will replace at no charge to the consumer the defective parts only or, at FlexiSpot's option, replace any product or part of the product that is defective because of improper workmanship and/or material, under normal

installation, use, service and maintenance. If FlexiSpot is unable to provide a replacement and repair is not practical or cannot be completed in a timely fashion, FlexiSpot may elect to refund the purchase price in exchange for the return of the product. In the rare event that your FlexiSpot product is defective, we will provide you with a replacement item shipped at no cost to you within the continental United States. The shipping method for replacement products is FedEx Ground, but expedited shipping is available if you choose to pay the additional expense. In addition, you will need to pay the shipping costs if any products need to be shipped to you at an address outside the continental United States.

REPAIR OR REPLACEMENT (OR, IN LIMITED CIRCUMSTANCES, REFUND OF THE PURCHASE PRICE) AS PROVIDED UNDER THIS WARRANTY IS THE EXCLUSIVE REMEDY OF THE PURCHASER. FLEXISPOT NEITHER ASSUMES NOR AUTHORIZES ANY PERSON TO CREATE FOR ANY OTHER OBLIGATION OR LIABILITY IN CONNECTION WITH THIS PRODUCT.

FlexiSpot Limited Warranty

What is Not Covered?

Our limited warranty does not cover any problem that is caused by:

1. Conditions, malfunctions or damage not resulting from defects in material or workmanship.
2. Conditions, malfunctions or damage resulting from normal wear and tear, improper installation, improper maintenance, misuse, abuse, negligence, accident or alteration.
3. Accessories, connected materials and products, or related products not manufactured by FlexiSpot.
4. Conditions, malfunctions or damage resulting from failure to follow the instructions and guidelines relating to the product's intended use. Our limited warranty is void if a product is returned with removed, damaged or tampered labels or any alterations (including removal of any component or external cover).

How to File a Claim?

In order to receive the benefit of our limited warranty, you need to process your claim in compliance with the terms of this limited warranty and follow proper return procedure. To request warranty service, please contact customer service via email at contact@FlexiSpot.com or toll free at 855-421-2808. You will need to provide the sales receipt or other evidence of the date and place of purchase for your FlexiSpot product.

Implied Warranties and Limitation of Damages

EXCEPT TO THE EXTENT PROHIBITED BY APPLICABLE LAW, ALL IMPLIED WARRANTIES (INCLUDING WARRANTIES OF MERCHANTABILITY AND FITNESS FOR A PARTICULAR PURPOSE) SHALL BE LIMITED IN DURATION TO THE DURATION OF THIS WARRANTY, AND FLEXISPOT SHALL NOT BE LIABLE FOR ANY INCIDENTAL, INDIRECT, SPECIAL, OR CONSEQUENTIAL DAMAGES, INCLUDING BUT NOT LIMITED TO LOSS OF PROFITS OR REVENUE, RESULTING FROM ANY BREACH OF EXPRESS OR IMPLIED WARRANTY OR CONDITION, OR UNDER ANY OTHER LEGAL THEORY, EVEN IF FLEXISPOT HAS BEEN ADVISED OF THE POSSIBILITY OF SUCH DAMAGES. Some jurisdictions do not allow limitations on the duration of an implied warranty or the exclusion or limitation of special, indirect, incidental or consequential damages, so the above limitations or exclusions may not apply to you.

Governing Law

This Warranty shall be governed by the laws of the State of California, USA, without giving effect to any conflict of laws principles that may provide the application of the law of another jurisdiction.

How State Law Applies

This Warranty gives you specific legal rights, and you may also have other rights which vary from state to state.

FLEXISPOT

Documents / Resources

	FLEXISPOT UD1B Theodore Standing Desk [pdf] Installation Guide UD1B, Theodore Standing Desk
---	--

Manuals+,