



## flashbay WalletStick Custom Thin USB Drives User Guide

[Home](#) » [flashbay](#) » flashbay WalletStick Custom Thin USB Drives User Guide 



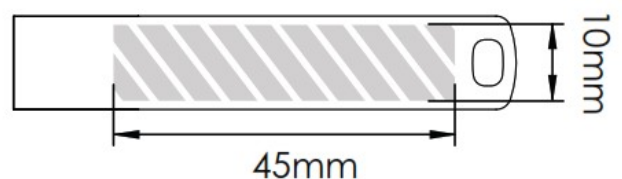
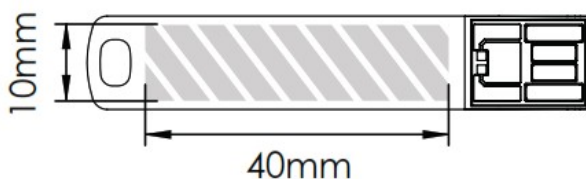
### WalletStick | Print Guidelines

The following print guide has been prepared for your graphic designer, however should you not have a graphic designer, Flashbay is happy to lay out your artwork and/or text which you can email to your Flashbay account manager. Having submitted your artwork to Flashbay, you will receive a virtual PDF for your review. We can make modifications thereafter as requested.

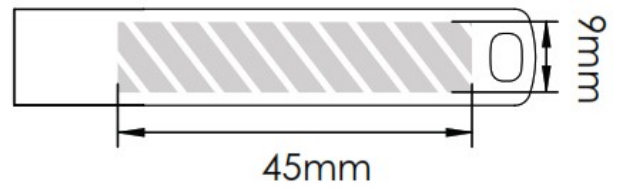
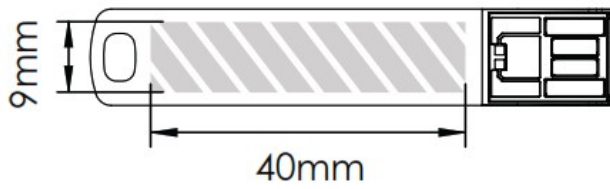
#### Contents

- [1 Screen Printing](#)
- [2 40mm Laser Engraving | Individual Naming](#)
- [3 Printing specification:](#)
- [4 Documents / Resources](#)
- [5 Related Posts](#)

### Screen Printing



### 40mm Laser Engraving | Individual Naming




Branding Area designated by 

### Printing specification:

- CMYK colour mode
- Vector files preferably
- 300dpi for rasters

### Documents / Resources

	<p><a href="#">flashbay WalletStick Custom Thin USB Drives</a> [pdf] User Guide          WalletStick, Custom Thin USB Drives, WalletStick Custom Thin USB Drives, Thin USB Drives, USB Drives</p>
---	---

[Manuals+](#)