



flashbay Refresh Water Bottles User Guide

[Home](#) » [flashbay](#) » flashbay Refresh Water Bottles User Guide 



Refresh Water Bottles User Guide



Contents

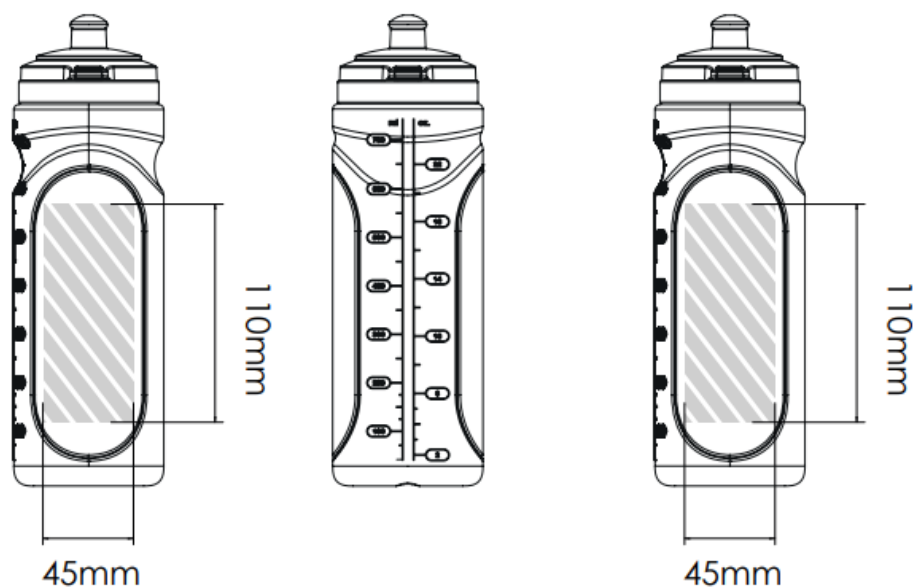
- [1 Refresh Print Guidelines](#)
- [2 Screen Printing](#)
- [3 Laser Engraving Individual Naming](#)
- [4 Documents / Resources](#)
- [5 Related Posts](#)

Refresh Print Guidelines

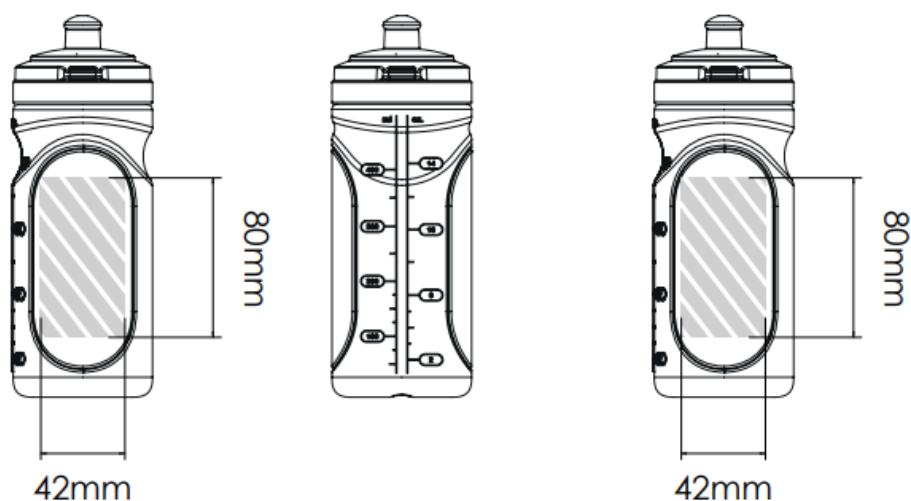
The following print guide has been prepared for your graphic designer, however should you not have a graphic designer, Flashbay is happy to lay out your artwork and/or text which you can email to your Flashbay account manager. Having submitted your artwork to Flashbay, you will receive a virtual PDF for your review. We can make modifications thereafter as requested.

Screen Printing

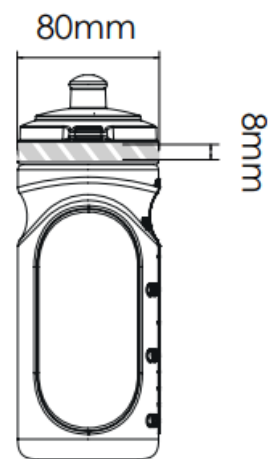
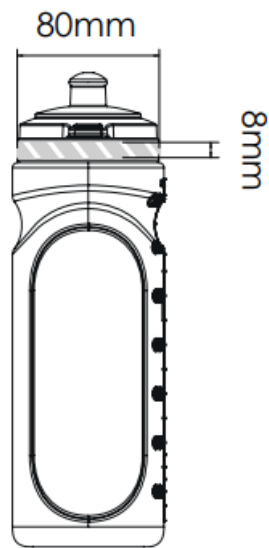
Refresh 750



Refresh 500



Laser Engraving Individual Naming



Branding Area designated by


Printing specification:

CMYK color mode

Vector files preferably

300dpi for rasters

Documents / Resources



[flashbay Refresh Water Bottles](#) [pdf] User Guide
Refresh, Water Bottles, Refresh Water Bottles, Bottles