



FKWin B0C3B96XHL Fireproof Document Box with Wheels and Straps Instruction Manual

[Home](#) » [FKWin](#) » FKWin B0C3B96XHL Fireproof Document Box with Wheels and Straps Instruction Manual 

Contents

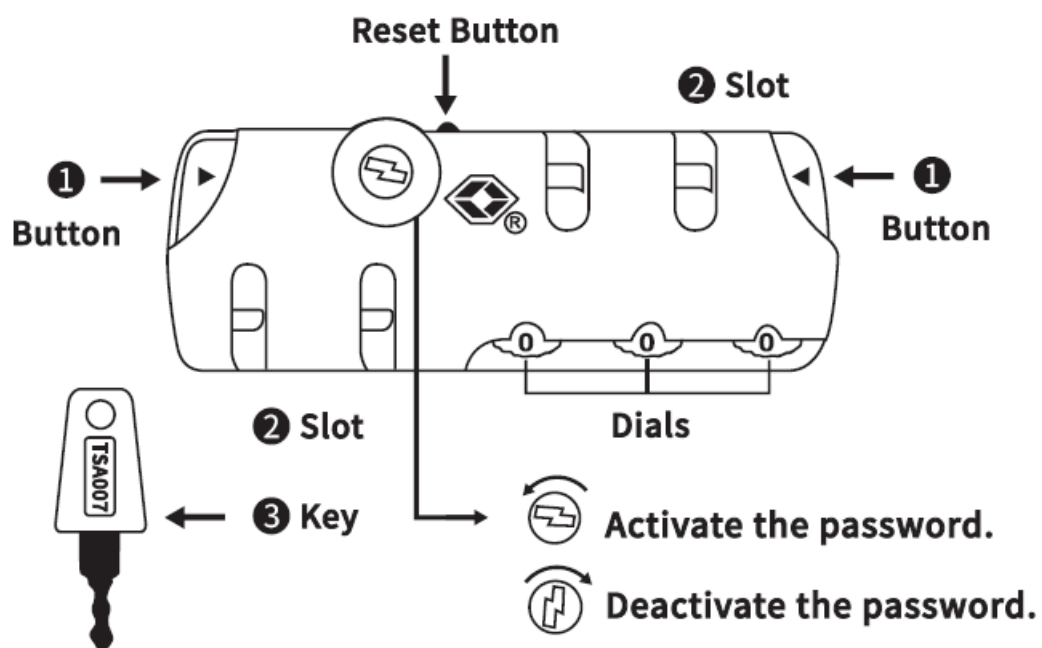
- [1 FKWin B0C3B96XHL Fireproof Document Box with Wheels and Straps](#)
- [2 USING INSTRUCTIONS](#)
- [3 Documents / Resources](#)
 - [3.1 References](#)
- [4 Related Posts](#)

FKWin

FKWin B0C3B96XHL Fireproof Document Box with Wheels and Straps



USING INSTRUCTIONS





Please feel free to contact us on Amazon if you have any questions.

The initial combination is 0-0-0.

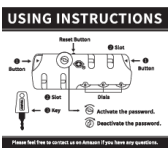
To set your personal combination, please follow these steps:

1. Open the lock and pull down the reset button. Turn the dials to your desired combination.
2. Pull the button along the arrow in the direction indicated. Please confirm that the reset button has been properly reset.
1. **Tips:** Don't forget to remember your new combination!

What is this key used for?

- When you forget your password, you can deactivate the password. Just insert the key into the keyhole and turn it clockwise  then press buttons 1 in the direction indicated by the arrow to open the box.
- When you insert the key into the keyhole and turn it counterclockwise  the password is activated.

Documents / Resources

	FKWin B0C3B96XHL Fireproof Document Box with Wheels and Straps [pdf] Instruction Manual B0C3B96XHL Fireproof Document Box with Wheels and Straps, B0C3B96XHL, Fireproof Document Box with Wheels and Straps, Document Box with Wheels and Straps, with Wheels and Straps, and Straps, Straps
---	---

References

- [User Manual](#)