



FIXED MAGSNAP MagSnap Selfie Stick with Remote Control User Manual

[Home](#) » [FIXED](#) » FIXED MAGSNAP MagSnap Selfie Stick with Remote Control User Manual 

Contents

- [1 FIXED MAGSNAP MagSnap Selfie Stick with Remote Control](#)
- [2 Product Information](#)
- [3 INSTRUCTIONS FOR USE](#)
- [4 SEPARATE REMOTE TRIGGER](#)
- [5 SPECIFICATIONS](#)
- [6 PRODUCT CARE](#)
- [7 TROUBLESHOOTING](#)
- [8 Documents / Resources](#)
 - [8.1 References](#)
- [9 Related Posts](#)

FIXED

FIXED MAGSNAP MagSnap Selfie Stick with Remote Control



Product Information

Specifications:

- Weight: 193 g
- Supported OS: iOS 5.0 and later
- Dimensions of the folded selfie stick: 167 mm
- Selfie stick size: 305 – 725 mm
- Battery capacity: 120mAh
- Battery type in the driver: CR 1632

User Manual

Thank you for purchasing the FIXED MagSnap selfie stick with remote control. This selfie stick is designed for Apple iPhone 12 and newer mobile phones that have MagSafe functionality. Please read this manual before use.

Instructions for Use:

1. Tilt the phone holder upwards.
2. Attach your iPhone 12 and later in a MagSafe case to the magnetic holder.

Pairing:

Before using the selfie stick for the first time, you must pair the remote control.

1. Remove the protective tape peeking out from under the battery.
2. Press and hold the shutter button for 3 seconds, the green LED will flash.
3. Turn on Bluetooth on your device and pair with "FIXED MagSnap".
4. The green LED on the controller turns off when connected.

Use the Selfie Stick as a Tripod (optional):

This product can also serve as a tripod. Open the handle of the selfie stick from the bottom and place it on a stable horizontal surface, and then you can use the detachable selfie stick trigger to take photos comfortably at a distance.

Separate Remote Trigger:

The selfie stick comes with a separate remote trigger for capturing photos.

FAQ**Q: Can I use this selfie stick with any phone?**

A: No, this selfie stick is designed specifically for Apple iPhone 12 and newer mobile phones that have MagSafe functionality.

Q: Can I use the selfie stick without pairing the remote control?

A: No, you must pair the remote control before using the selfie stick for the first time.

Q: Can I use the selfie stick as a tripod?

A: Yes, this product can also serve as a tripod. Open the handle of the selfie stick from the bottom and place it on a stable horizontal surface, and then you can use the detachable selfie stick trigger to take photos comfortably at a distance.

FIXED MagSnap manual

Thank you for purchasing the FIXED MagSnap selfie stick with remote control. This selfie stick is designed for Apple iPhone 12 and newer mobile phones that have MagSafe functionality. Please read this manual before use.

INSTRUCTIONS FOR USE

Tilt the phone holder upwards

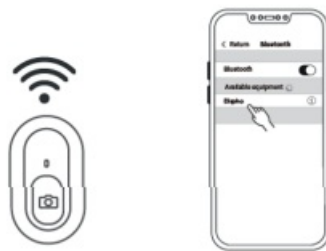
Attach your iPhone 12 and later in a MagSafe case to the magnetic holder.



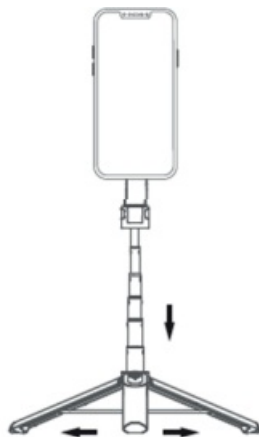
1



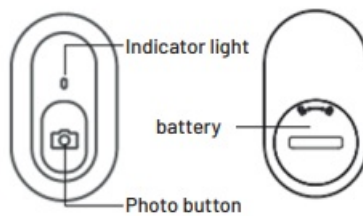
2



3



4



5

PAIRING

Before using the selfie stick for the first time, you must pair the remote control.

1. Remove the protective tape peeking out from under the battery
2. Press and hold the shutter button for 3 seconds, the green LED will flash
3. Turn on Bluetooth on your device and pair with „FIXED MagSnap“
4. The green LED on the controller turns off when connected

Use the selfie stick as a tripod (optional)

This product can also serve as a tripod. Open the handle of the selfie stick from the bottom and place it on a stable horizontal surface, and then you can use the detachable selfie stick trigger to take photos comfortably at a distance.

SEPARATE REMOTE TRIGGER

1. remove the protective strip under the battery
2. wireless trigger range is approx. 10 metres
3. to replace the battery, remove the cap from the back by turning it to the left and replace the CR1632 battery
4. to switch off the trigger, the button must be held down for about 3 seconds, the LED flashes 3 times and the trigger is switched off
5. trigger switches to sleep mode after 3 minutes of inactivity
6. to wake up, just press the start button again and the connection to the phone is immediately restored
7. the trigger automatically switches off after 2 hours of non-use.

SPECIFICATIONS

- Weight: 193 g
- Supported OS: iOS 5.0 and later
- Dimensions of the folded selfie stick: 167 mm
- Selfie stick size: 305 – 725 mm
- Battery capacity: 120mAh
- Battery type in the driver: CR 1632

WARNING:

Use of the selfie stick requires MagSafe support (iPhone 12 and later).

Do not use the bar with phone covers without MagSafe support, such covers may reduce the effectiveness of the magnets and may cause the phone to fall from the holder.

The manufacturer is not responsible for any damage to the phone as a result of failure to follow this recommendation.

PRODUCT CARE

Clean the selfie stick with a dry cloth. Do not use any chemical cleaners or cleaning sprays. Avoid contact with water and other liquids. Do not leave the selfie stick near heat sources (radiators, etc.). Take care of your hands during use. The product is not intended for children under 14 years of age. Do not swallow the detachable trigger or the battery inside. Do not store the product in a humid environment. Do not disassemble or modify the product in any way. Tampering with the product may void the product warranty. Keep the product away from heat sources. Do not expose the product to water or other liquids.

NOTES

The product is warranted according to the legal regulations in force in the countries where it is sold. In case of service problems, please contact the dealer from whom you purchased the equipment.

FIXED assumes no responsibility for damages caused by improper use of the product.


Keep the manual.

TROUBLESHOOTING

If you have any problems with your product, you can contact our support at www.fixed.zone/podpora
This product is CE marked in accordance with EMC Directive 2014/30/EU and RoHS Directive 2011/65/EU.
FIXED.zone a.s. hereby declares that this product complies with the essential requirements and other relevant provisions of the EMC 2014/30/EU and 2011/65/EU Directives.

FIXED.zone a.s.
Kubatova 6

Documents / Resources

	FIXED FIXED MAGSNAP MagSnap Selfie Stick with Remote Control [pdf] User Manual FIXED MAGSNAP MagSnap Selfie Stick with Remote Control, FIXED MAGSNAP, MagSnap Se lfie Stick with Remote Control, Stick with Remote Control
---	--

References

- [User Manual](#)