



## FITORCH EC30 USB-C Rechargeable LED Flashlight User Manual

[Home](#) » [FITORCH](#) » FITORCH EC30 USB-C Rechargeable LED Flashlight User Manual 



**EC30  
USER MANUAL**

EC30 is a USB TYPE-C rechargeable LED flashlight, that utilizes 1\* Cree XHP50.2 LED to reach the max output of 2600 lumens. It is powered by a long-lasting 21700/5000mAh rechargeable Li-ion battery and has 5 illumination modes (Turbo, High, Medium, Low, ECO), 2 special modes (Strobe, SOS). A superior performance flashlight for outdoor activities.

## Contents

[1 Features](#)

[2 Accessories](#)

[3 ANSI Chart](#)

[4 Specification](#)

[5 Manual](#)

[6 Store and maintenance](#)

[7 Warranty](#)

[8 Documents /](#)

[Resources](#)

[8.1 References](#)

[9 Related Posts](#)

## Features

- Utilizes a CREE XHP50.2 LED to reach a max output of 2,600 lumens
- 5 illumination modes (Turbo, High, Medium, Low, ECO), 2 special modes(Strobe, SOS)
- Powered by a High Capacity 21700 Rechargeable Li-ion Battery
- Extra-long working time under moonlight mode that is more than 30 days to provide more emergency life support
- Practical beacon mode to make it easy to be found in darkness
- Lock function to avoid unexpected activating
- Battery level indication and low voltage warning
- IPX8 water resistance

## Accessories

Type-C cable, Lanyard, Holster, O-ring, Clip

## ANSI Chart

FL 1 STANDARD	TURBO	HIGH	MEDIUM	LOW	ECO	STROBE	SOS
OUTPUT	2600LM	500LM	130LM	15LM	0.3LM	1300LM	250LM
RUNTIME	60S+4H	7h	28h	250h	2000h	7h	25h
INTENSITY	14,500cd						
DISTANCE	250m						
WATERPROOF	IPX-8						
IMPACT RESISTANCE	1.5m						

\*ALL data above were tested in the Fitorch lab at regular ambient temperature. Using 1\*21700 5000mAh Li-ion

rechargeable battery. The different test environments will cause different results.

## Specification

- LED: 1\*CREE XHP50.2
- Power Input: DC 2.8V-4.2V
- Light Output: 2600 lumens
- Reflector: textured reflector
- Surface Finishing: HA-III military hard-anodized finishing
- Switch: Side Switch
- Powered By: 1\*21700 Li-ion rechargeable battery
- Size:  $\phi 33.8$ (head)\*  $\phi 27.4$ (body)\*128mm
- Weight: 106.2g(without battery)

## Manual

### • Battery Installation

Insert a Fitorch 21700 battery as illustrated.

### • Power Off/On

Quickly click and release the side switch to power the light on, and then repeat again to power the light off.

### • Lock &Unlock

When power off, press and hold the side switch until the LED blink to lock the flashlight. Click the side switch 3 times quickly and constantly to unlock the flashlight.

### • Mode Change

Quickly click the side switch and then hold it to change the mode in the cycle in the following order: Turbo-High-MediumLow-Medium-High-Turbo

### • Strobe&SOS

Whether the light is on or off, double click the side switch to activate Strobe, and then double click again to activate SOS.

### • ECO

Press the side with and hold for about 0.5s to activate the ECO.

### • Power Detection

When the light is off, quickly click the side switch 3 times to activate the power detection function. The lamp around the side switch will blink to indicate the voltage. Each green blink indicates 1.0V, and each red blink indicates 0.1V. For example, if the battery voltage is 3.8V, you will see 3 green blinks and 8 red blinks.

### • Beacon Function

When power is off, quickly click the side switch 4 times to activate the beacon function.

## Store and maintenance



- Disassembling the sealed head or built-in battery will damage the lights and void the warranty
- Store and keep the light from fire, statics, steaming, and humidity surroundings

## Warranty

- 15 days free replacement: Fitorch will replace a new replacement within 15 days from the purchase date for any manufacturing defects that happen in normal use. If the model has been discontinued, customers will receive a product with a similar or improved model;
- 5 years (60 months) free repairs: Fitorch will offer free repair within 5 years for lights from the date of purchase if the problem happens in normal use;
- Limited lifetime warranty: Over 5 years, Fitorch will provide lifetime repairs but charge for parts.

**The free warranty does not cover any damages or failure caused by:**


- Normal wear;
- Rough operation;
- Improper operations;
- Salt water and corrosive damage to the light

 <p>Facebook</p>	 <p>Website</p>
<p>@fitorchstore</p>	<p><a href="http://www.fitorchworld.com">http://www.fitorchworld.com</a></p>

Shenzhen Fitorch Electronics Technology Co., Ltd  
Office Address: 6F, Longsheng Commercial Building  
Dalang St, Longhua new district  
Shenzhen City, China  
Tel: +86-755-2101-3606  
Web: [www.fitorchworld.com](http://www.fitorchworld.com)  
E-mail: [Info@fitorchworld.com](mailto:Info@fitorchworld.com)



## Documents / Resources

	<p><b><a href="#">FITORCH EC30 USB-C Rechargeable LED Flashlight</a></b> [pdf] User Manual  EC30, USB-C Rechargeable LED Flashlight, EC30 USB-C Rechargeable LED Flashlight</p>
---	---

## References

- [ShenZhen Fitorch Co., Ltd-LED flashlight\\_Headlamp\\_Bicycle light](#)