

**FitCollab HW9 Heart Rate Monitor**



# FitCollab HW9 Heart Rate Monitor User Manual

[Home](#) » [FitCollab](#) » FitCollab HW9 Heart Rate Monitor User Manual 

## Contents

- [1 FitCollab HW9 Heart Rate Monitor](#)
- [2 Product Information](#)
- [3 Product Usage Instructions](#)
- [4 Device Installation](#)
- [5 Installation](#)
- [6 Home Page](#)
- [7 Member Management](#)
- [8 Setting](#)
- [9 Quick Start](#)
- [10 Team Training](#)
- [11 History Record](#)
- [12 Documents / Resources](#)
  - [12.1 References](#)
- [13 Related Posts](#)



**FitCollab HW9 Heart Rate Monitor**



## Product Information

### Specifications

- Device: TV Box K6
- Remote Control: RC910s
- Data Receiver Transmission Range: 25m
- Heart Rate Monitor: HW9
- TV Connection: TV Box (HDMI), RC910s (USB)

### Product Usage Instructions

#### Device Installation

Follow the instructions provided to set up the TV Box K6 and RC910s.

#### Home Page

Utilize the following options on the home page:

- Quick Start: Begin a one-time heart rate training session.
- Team Training: Create a team for group member training.
- Member Management: Manage gym members' information.
- Setting: Edit gym information and manage gym sensors.

#### Member Management

Add gym clients' data to the member management page. Include details like name, gender, height, weight, age, email, and sensor ID.

## Setting

Edit gym information and manage gym sensors. Fill in the email for training report sending.

## Quick Start

This feature is suitable for one-time training sessions. Follow the displayed instructions during training.

## Team Training

Create teams for group training with specific courses or coaches. Add gym members to the team to start training classes.

## Team Training

Before the training class, share the gym sensor with every team member. Click to add a new member if needed during training.

## Frequently Asked Questions (FAQ)

**Q: How do I add a new member to a team during training?**

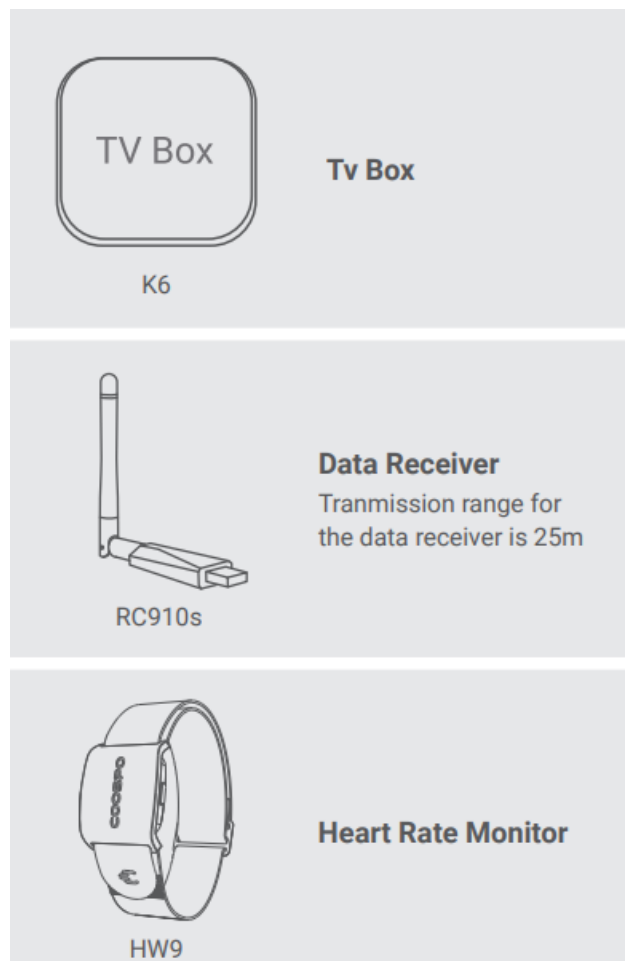
A: To add a new member during training, click on the designated option for adding a new member on the screen.

## User Manual

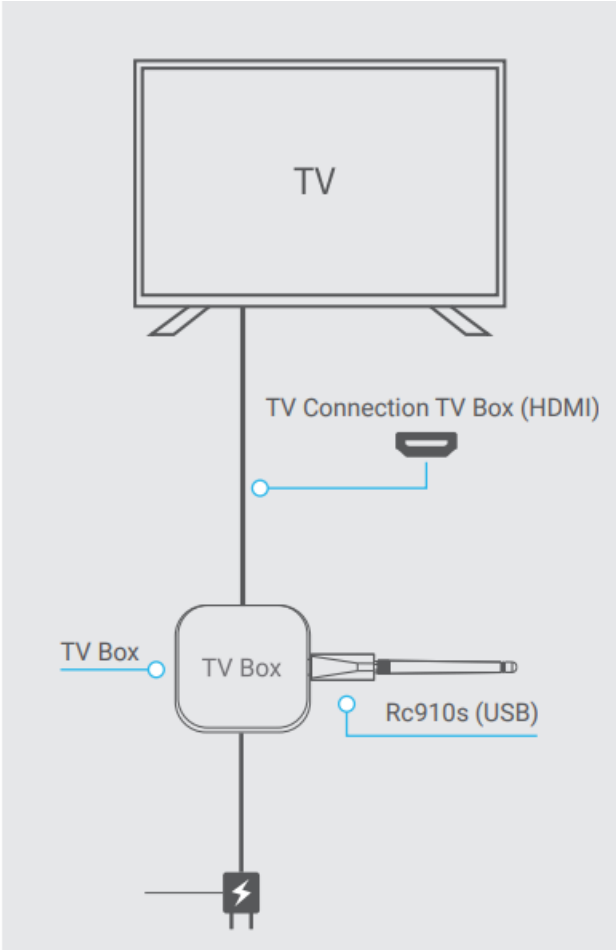
English Version No.: v1.0

## Device Installation

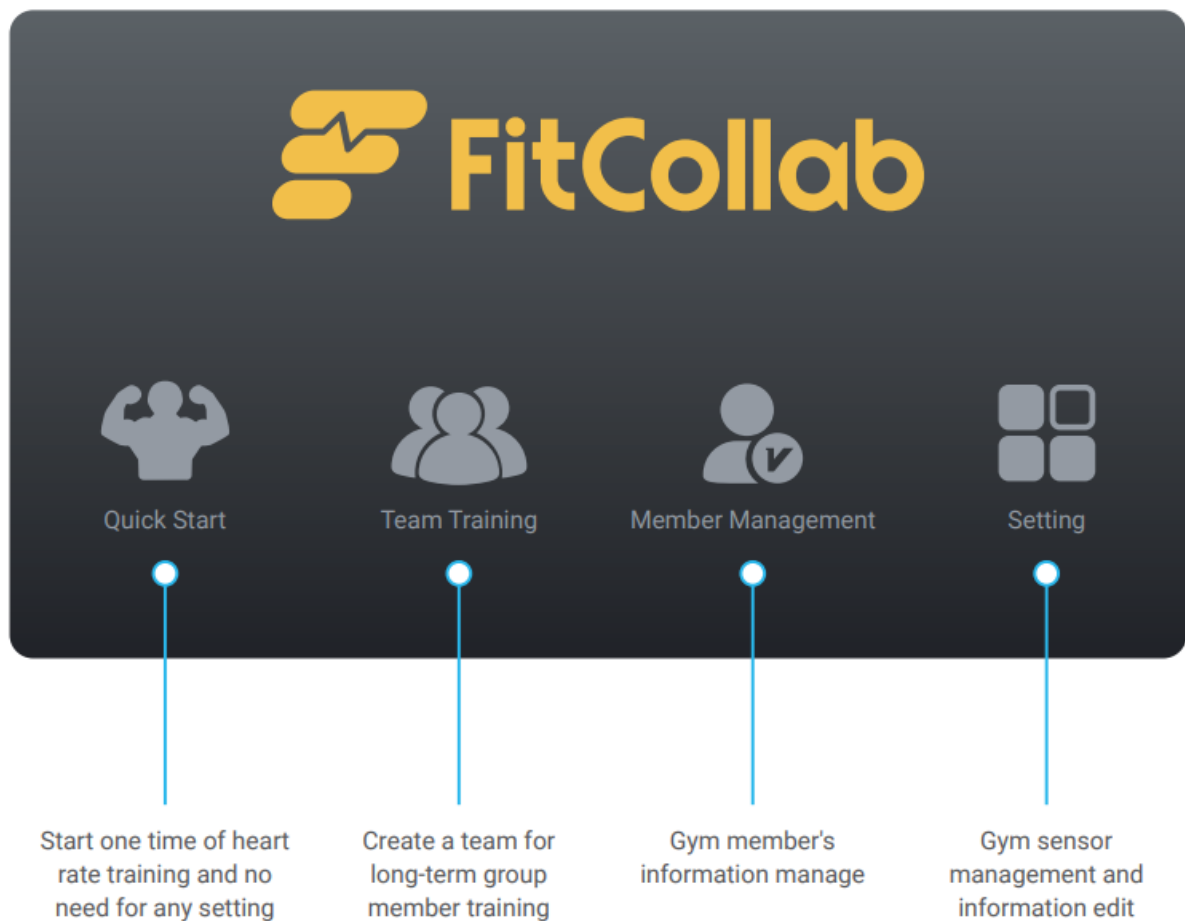
### Device



Installation

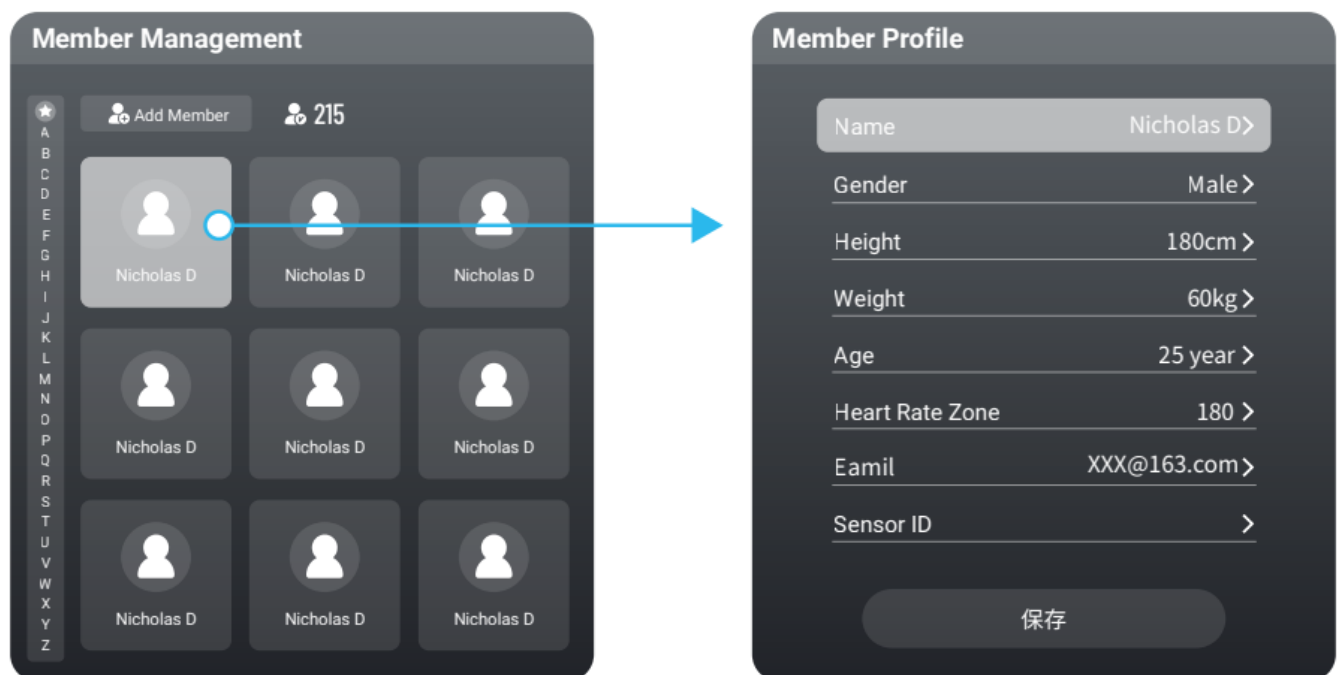


Home Page



## Member Management

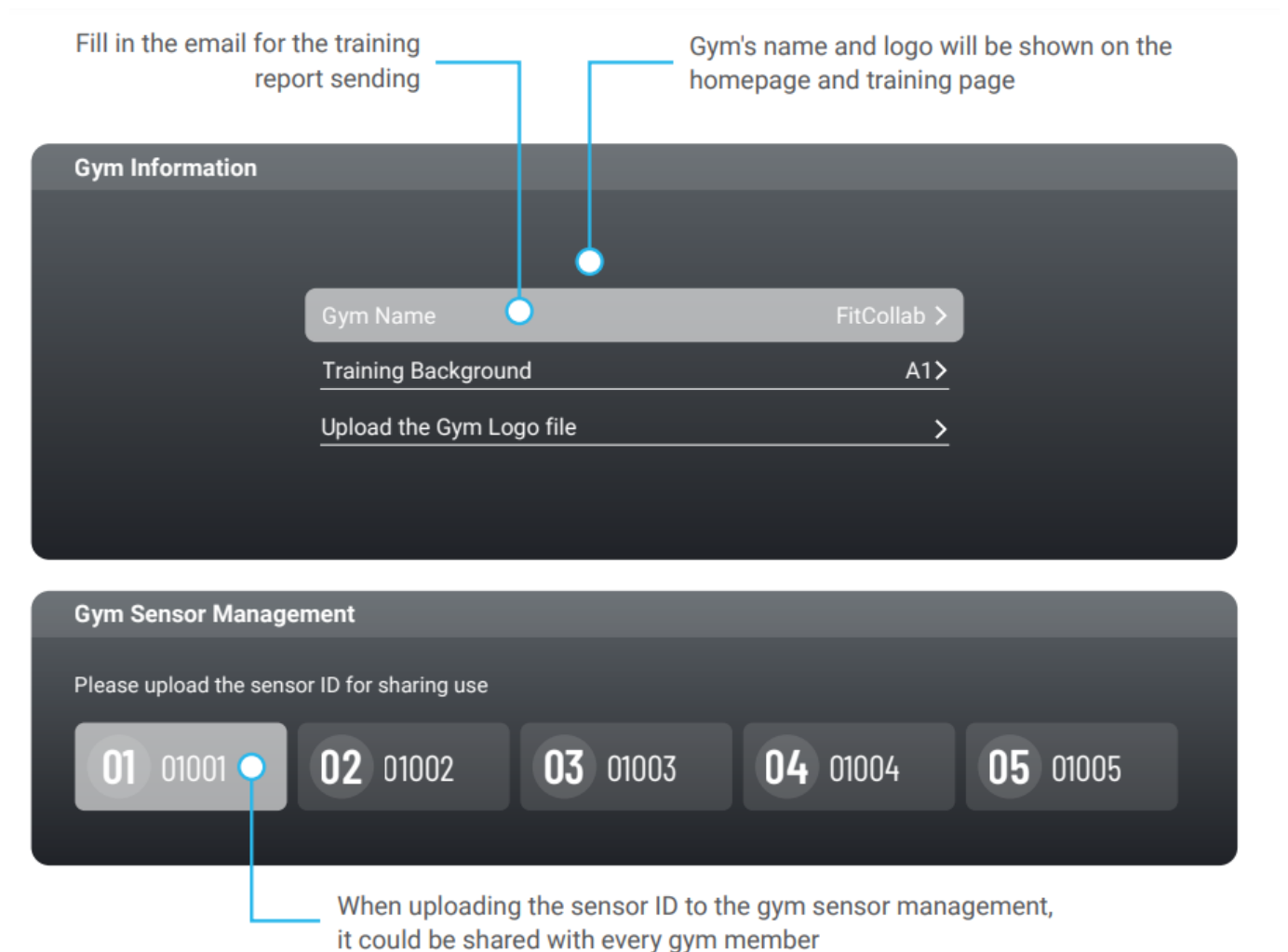
Every gym client's data would be added to the member management page



Add new member, fill in the member's profile and their personal sensor ID

## Setting

### Including gym information editing and gym sensor management



## Quick Start

### Suit for one times of training

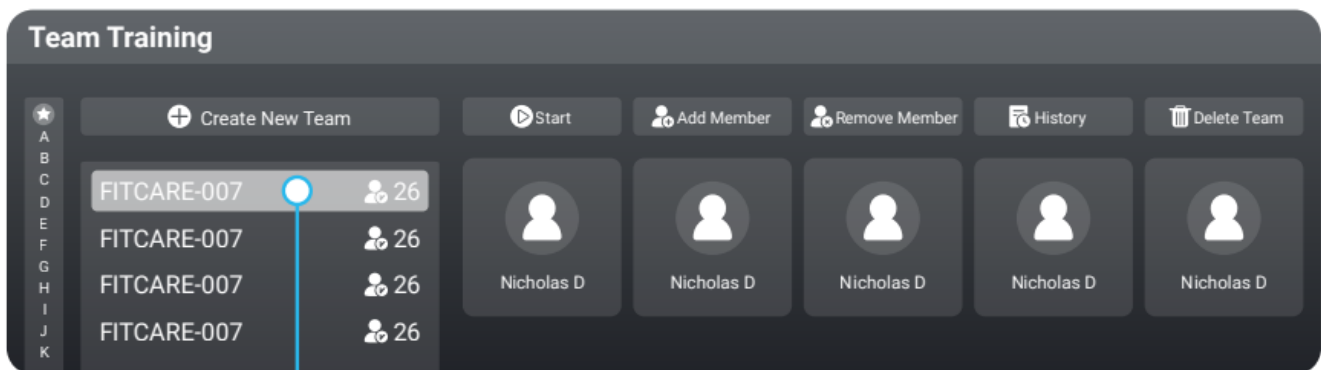



During training, when member open the heart rate device, their training info will be shown on the screen automatically

## Team Training

Suit for group training with specific courses or coach

Create a new team for group training, the team could be named as the training type or coach name

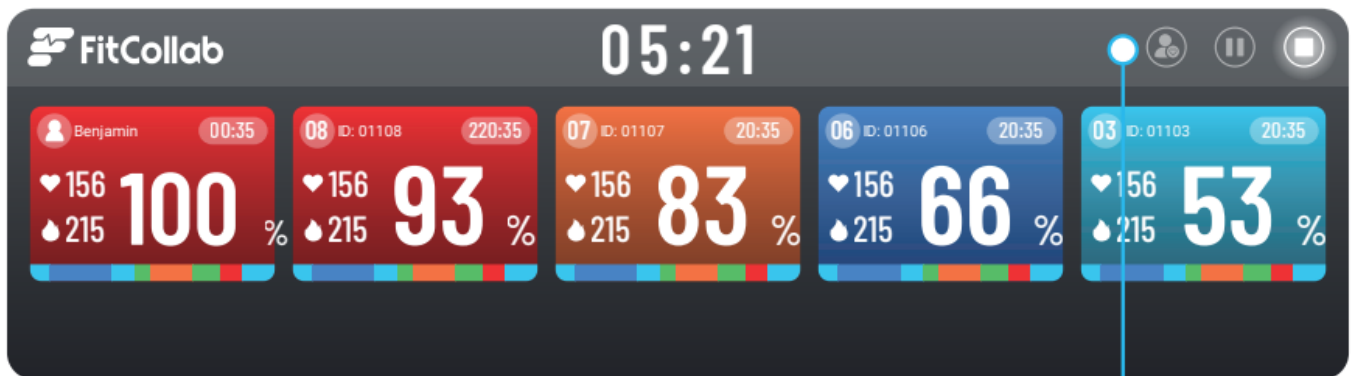
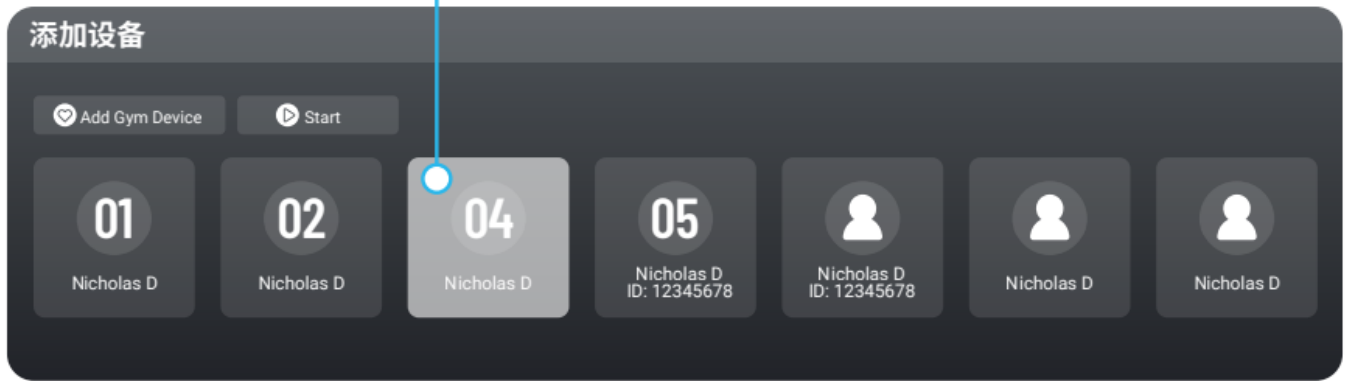


After creating the team, adding the gym member to the team to start the training class

## Team Training



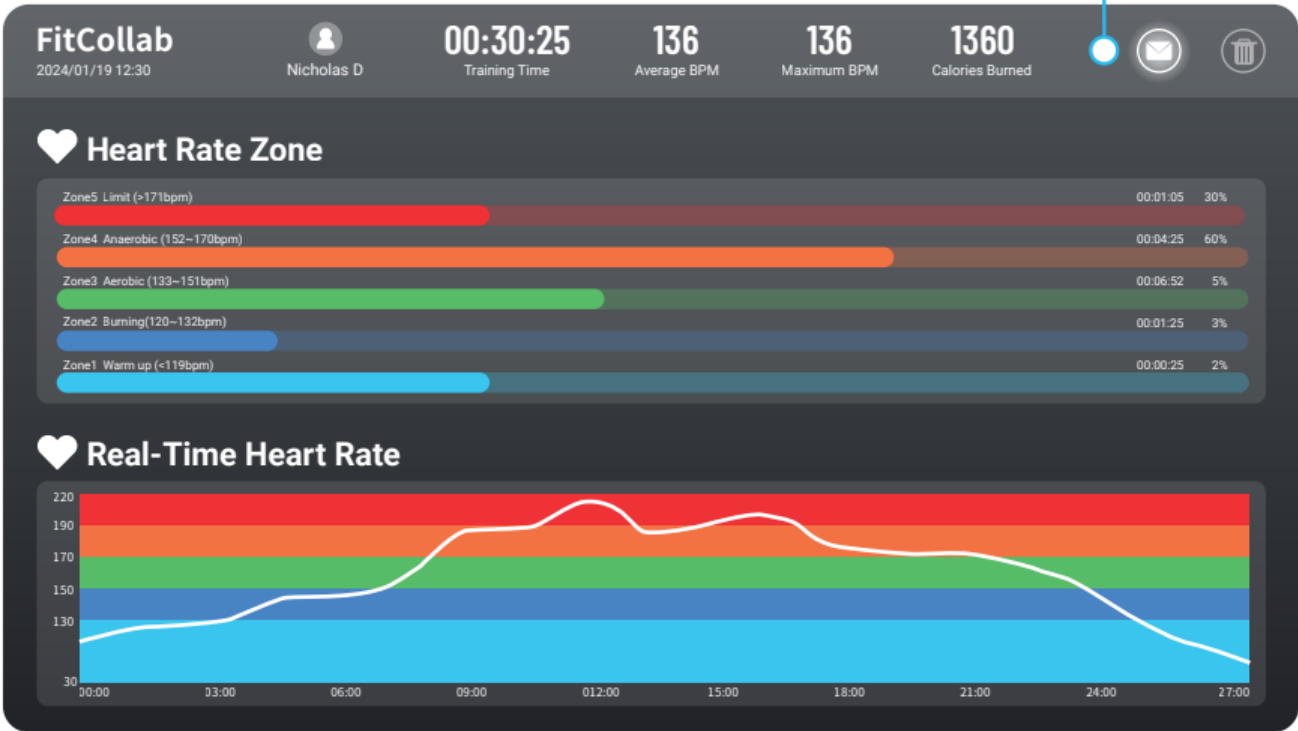
Before training class, the gym sensor could be shared with every team member



During training, if need to add a new member to this class, need to click  to add a new member

## History Record

After training, each member's data could be sent to their email through the gym



History Record

For team training, history data for each time would be stored for reference

History FitCollab					
2023/11					
 2013/11/04 12:30	15 Member	00:30:25 Training Time	136 Avg Heart Rate(bpm)	1360 Calories(kcal)	>
 2013/11/04 12:30	15 Member	00:30:25 Training Time	136 Avg Heart Rate(bpm)	1360 Calories(kcal)	>
 2013/11/04 12:30	15 Member	00:30:25 Training Time	136 Avg Heart Rate(bpm)	1360 Calories(kcal)	>
 2013/11/04 12:30	15 Member	00:30:25 Training Time	136 Avg Heart Rate(bpm)	1360 Calories(kcal)	>
2023/10					
 2023/10/04 12:30	15 Member	00:30:25 Training Time	136 Avg Heart Rate(bpm)	1360 Calories(kcal)	>
 2023/10/04 12:30	15 Member	00:30:25 Training Time	136 Avg Heart Rate(bpm)	1360 Calories(kcal)	>



[FitCollab HW9 Heart Rate Monitor](#) [pdf] User Manual  
FC100, HW9, K6, RC910s, HW9 Heart Rate Monitor, HW9, Heart Rate Monitor, Rate Monitor, Monitor

## References

- [User Manual](#)

### Manuals+ Privacy Policy

This website is an independent publication and is neither affiliated with nor endorsed by any of the trademark owners. The "Bluetooth®" word mark and logos are registered trademarks owned by Bluetooth SIG, Inc. The "Wi-Fi®" word mark and logos are registered trademarks owned by the Wi-Fi Alliance. Any use of these marks on this website does not imply any affiliation with or endorsement.