


fisher-price

HFT69
STREAM
&
LEARN
REMOTE



19

Fisher Price HFT69 Stream & Learn Remote User Manual

[Home](#) » [Fisher price](#) » Fisher Price HFT69 Stream & Learn Remote User Manual 

Contents

- [1 Fisher Price HFT69 Stream & Learn Remote](#)
- [2 PRODUCT INSTRUCTIONS](#)
- [3 CONTACT INFORMATION](#)
- [4 Battery Safety Information](#)
- [5 FCC STATEMENT](#)
- [6 FREQUENTLY ASKED QUESTIONS](#)
- [7 References](#)
- [8 Related Posts](#)



Fisher Price HFT69 Stream & Learn Remote




PRODUCT INSTRUCTIONS

Press the ABC, 123, or Music buttons for colors, phrases, songs, or sound effects.



- Loosen the screw in the battery compartment door. Remove the exhausted batteries and properly dispose.
- Insert three, new AG13/LR44 button cell batteries.
- Replace the battery compartment door and tighten the screw.




- Keep these instructions for future reference as they contain important information. Battery replacement is required. Only adults should replace batteries. Required tool: Phillips screwdriver (not included).



- + 1,5V x 3 AG13/LR44 Requires three AG13/LR44 button cell batteries (included). The batteries included are for demonstration purposes only.



- + To clean, wipe with a damp cloth. Do not immerse.

 **WARNING:** This product contains a button cell battery. A swallowed button cell battery can cause internal chemical burns in as little as two hours and lead to death. Dispose of used batteries immediately. Keep new and used batteries away from children. If you think batteries might have been swallowed or placed inside any part of the body, seek immediate medical attention.

- When sounds or lights become faint or stop, it's time for an adult to change the batteries.
- If this toy begins to operate erratically, you may need to reset the electronics. Remove the batteries and reinstall them.

CONTACT INFORMATION



- **UNITED STATES**

Fisher-Price, Inc., 636 Girard Avenue, East Aurora, NY 14052. Consumer Services: 1-[800-432-5437](tel:8004325437).

- **CANADA**

Mattel Canada Inc., 6155 Freemont Blvd., Mississauga, Ontario L5R 3W2 Consumer Services: 1-[800-432-5437](tel:8004325437). www.service.mattel.com.

- **GREAT BRITAIN**

Mattel U.K. Limited, The Porter Building, 1 Brunel Way, Slough SL1 1FQ, UK. www.service.mattel.com/uk.

- **NEDERLAND**

Mattel Europa B.V., Gondel 1, 1186 MJ Amstelveen, Nederland.

- **AUSTRALIA**

Mattel Australia Pty. Ltd., 658 Church Street, Locked Bag #870, Richmond, Victoria 3121 Australia. Consumer Advisory Service 1300 135 312.

- **NEW ZEALAND**

16-18 William Pickering Drive, Albany 1331, Auckland.

- **SOUTH AFRICA**

Mattel South Africa (PTY) LTD, Office 102 I3, 30 Melrose Boulevard, Johannesburg 2196.

Battery Safety Information

In exceptional circumstances, batteries may leak fluids that can cause a chemical burn injury or ruin your product. To avoid battery leakage:

- Do not mix old and new batteries or batteries of different types: alkaline, standard (carbon-zinc) or rechargeable.
- Insert batteries as indicated inside the battery compartment (+ and -).
- Remove batteries during long periods of nonuse. Always remove exhausted batteries from the product.

Dispose of batteries safely. Do not dispose of this product in a fire. The batteries inside may explode or leak.

- Never short-circuit the battery terminals.
- Use only batteries of the same or equivalent type, as recommended.
- Do not charge non-rechargeable batteries.
- Remove rechargeable batteries from the product before charging.
- If removable, rechargeable batteries are used, they are only to be charged under adult supervision.

FCC STATEMENT

(UNITED STATES ONLY)

This equipment has been tested and found to comply with the limits for a Class B digital device, pursuant to Part 15 of the FCC rules. These limits are designed to provide reasonable protection against harmful interference in a residential installation. This equipment generates uses and can radiate radio frequency energy and, if not installed and used in accordance with the instructions, may cause harmful interference to radio communications. However, there is no guarantee that interference will not occur in a particular installation. If this equipment does cause harmful interference to radio or television reception, which can be determined by turning the equipment off and on, the user is encouraged to try to correct the interference by one or more of the following measures:

- Reorient or relocate the receiving antenna.
- Increase the separation between the equipment and the receiver.
- Consult the dealer or an experienced radio/TV technician for help.

NOTE: Changes or modifications not expressly approved by the manufacturer responsible for compliance could void the user's authority to operate the equipment.

This device complies with Part 15 of the FCC Rules. Operation is subject to the following two conditions:

1. This device may not cause harmful interference, and
2. this device must accept any interference received, including interference that may cause undesired operation.

CAN ICES-3 (B)/NMB-3 (B)

Operation is subject to the following two conditions:

1. this device may not cause interference, and
2. this device must accept any interference, including interference that may cause undesired operation of the device.



Protect the environment by not disposing of this product or any batteries with household waste. This symbol indicates that this product shall not be treated as household waste. Check your local authority for recycling advice and facilities.

©2021 Mattel. PRINTED IN CHINA HFT69-0970-1102795463-DOM

FREQUENTLY ASKED QUESTIONS

What is the age range for the Fisher-Price HFT69 Stream & Learn Remote?

The Fisher-Price HFT69 Stream & Learn Remote is designed for children aged 6 to 36 months.

What is the price of the Fisher-Price HFT69 Stream & Learn Remote?

The Fisher-Price HFT69 Stream & Learn Remote is priced at \$11.95, making it an affordable educational toy.

What are the dimensions of the Fisher-Price HFT69 Stream & Learn Remote?

The dimensions of the Fisher-Price HFT69 Stream & Learn Remote are 5.1 inches in length and 2.7 inches in width.

How much does the Fisher-Price HFT69 Stream & Learn Remote weigh?

The Fisher-Price HFT69 Stream & Learn Remote weighs 0.14 kilograms, making it lightweight and easy for little hands to hold.

What type of batteries does the Fisher-Price HFT69 Stream & Learn Remote require?

The Fisher-Price HFT69 Stream & Learn Remote requires 3 LR44 alkaline batteries for operation.

What educational objective does the Fisher-Price HFT69 Stream & Learn Remote focus on?

The Fisher-Price HFT69 Stream & Learn Remote is designed to promote motor skill development in young children.

What is the form factor of the Fisher-Price HFT69 Stream & Learn Remote?

The Fisher-Price HFT69 Stream & Learn Remote has a remote control form factor, mimicking real-life

devices for fun, interactive play.

How does the Fisher-Price HFT69 Stream & Learn Remote support early learning?

The Fisher-Price HFT69 Stream & Learn Remote introduces toddlers to numbers, shapes, and colors through engaging sounds and lights.

Can the Fisher-Price HFT69 Stream & Learn Remote be used for pretend play?

Absolutely! The Fisher-Price HFT69 Stream & Learn Remote encourages imaginative play by allowing children to mimic adults using real remotes.

How can parents clean the Fisher-Price HFT69 Stream & Learn Remote?

To clean the Fisher-Price HFT69 Stream & Learn Remote, wipe it with a damp cloth and mild soap, avoiding any harsh chemicals.

What sounds does the Fisher-Price HFT69 Stream & Learn Remote make?

The Fisher-Price HFT69 Stream & Learn Remote features various sound effects that correspond to buttons, enhancing the learning experience.

How does the Fisher-Price HFT69 Stream & Learn Remote encourage interactive learning?

The Fisher-Price HFT69 Stream & Learn Remote engages children with its interactive buttons that teach concepts through play and exploration.

Why isn't the Fisher-Price HFT69 Stream & Learn Remote turning on?

Ensure the batteries are correctly installed in the Fisher-Price HFT69 Stream & Learn Remote. If it still won't turn on, replace the batteries with fresh ones and check that the power switch is in the on position.

What should I do if the buttons on my Fisher-Price HFT69 Stream & Learn Remote aren't responding?

If the buttons on the Fisher-Price HFT69 Stream & Learn Remote aren't responding, ensure the toy has fresh batteries and the battery compartment is securely closed. Dust or dirt buildup under the buttons may also cause unresponsiveness; clean the remote with a damp cloth.

Why are the sounds on the Fisher-Price HFT69 Stream & Learn Remote distorted or unclear?

Distorted sounds on the Fisher-Price HFT69 Stream & Learn Remote are likely caused by weak or old batteries. Replace the batteries with new ones to improve sound clarity.

DOWNLOAD THE PDF LINK: [Fisher Price HFT69 Stream & Learn Remote User Manual](#)

REFERENCE: [Fisher Price HFT69 Stream & Learn Remote User Manual -Device.Report](#)

References

- [User Manual](#)

[Manuals+](#), [Privacy Policy](#)

This website is an independent publication and is neither affiliated with nor endorsed by any of the trademark owners. The "Bluetooth®" word mark and logos are registered trademarks owned by Bluetooth SIG, Inc. The "Wi-Fi®" word mark and logos are registered trademarks owned by the Wi-Fi Alliance. Any use of these marks on this website does not imply any affiliation with or endorsement.