



FISHER PAYKEL OR36SCI6W1 5 Zones Induction Range User Guide

[Home](#) » [Fisher & Paykel](#) » FISHER PAYKEL OR36SCI6W1 5 Zones Induction Range User Guide 

Contents

- [1 FISHER PAYKEL OR36SCI6W1 5 Zones Induction Range](#)
- [2 Product Information](#)
- [3 Product Usage Instructions](#)
- [4 DIMENSIONS](#)
- [5 FEATURES & BENEFITS](#)
- [6 SPECIFICATIONS](#)
- [7 Accessories](#)
- [8 Controls](#)
- [9 Documents / Resources](#)
 - [9.1 References](#)
- [10 Related Posts](#)

FISHER & PAYKEL

FISHER PAYKEL OR36SCI6W1 5 Zones Induction Range



Product Information

Specifications

- **Model:** OR36SCI6W1
- **Type:** Induction Range
- **Size:** 36 inches
- **Cooking Zones:** 5 with SmartZone
- **Oven Capacity:** 4.9 cu ft
- **Oven Functions:** 9, including Roast and AeroTM Pastry
- **Self-cleaning Function:** Yes
- **Color:** Classic White

Features & Benefits

- Heritage styling meets modern performance
- Induction cooktop with the ability to pair zones to create a large cookzone
- Five induction cooking zones can be bridged to form two SmartZones
- Convection oven with 4.9 cu ft total capacity
- Nine oven functions including Bake, Roast, and AeroTM Pastry with Pizza Bake
- AeroTechTM system circulates air evenly throughout the entire oven for multi-shelf cooking
- Instant and immediate control from the highest to the gentlest heat on the induction cooktop
- Solid, perfectly balanced soft-close door
- Chromed cast zinc dials for precise control
- Large capacity allows for cooking multiple dishes at the same time
- The self-clean function reduces grease and food residue to an easily removable light ash

- Easy to clean cooktop with a quick wipe
- Safe features include full extension telescopic sliding shelves, quadruple-glazed CoolTouch door, and child lock

Product Usage Instructions

Oven Usage

1. Ensure the oven is properly connected to the power supply.
2. Turn on the oven by selecting the desired oven function using the electronic oven control.
3. Set the temperature using the precise electronic temperature controls.
4. Wait for the oven to preheat.
5. Place the food inside the oven on the appropriate shelf position.
6. Monitor the cooking progress through the high-resolution display.
7. When the cooking is complete, turn off the oven and remove the food using the full-extension telescopic sliding shelves for the safe removal of hot dishes.

Cooktop Usage

1. Ensure the cooktop is clean and free from any debris or spills.
2. Select the desired cooking zone by pressing the corresponding control on the cooktop.
3. Adjust the heat level using the finely tuned cooktop controls.
4. Place the cookware in the selected cooking zone.
5. Monitor the cooking progress and adjust heat levels as needed.
6. When cooking is complete, turn off the cooktop and remove the cookware.

FAQ (Frequently Asked Questions):

Q: How do I clean the oven?

- **A:** The oven has a self-clean function that reduces grease and food residue to an easily removable light ash. Simply select the self-clean function and follow the instructions in the user manual.

Q: Can I use any type of cookware on the induction cooktop?

- **A:** No, only cookware that is compatible with induction cooking can be used on the induction cooktop. This includes cookware made of ferrous materials such as cast iron or stainless steel.

Q: Is the oven door removable for easy cleaning?

- **A:** Yes, the oven door can be removed for easy cleaning. Refer to the user manual for instructions on how to remove and clean the oven door.
- Heritage styling meets modern performance, including an induction cooktop with the ability to pair zones to create a large cook zone.
- Five induction cooking zones can be bridged to form two “SmartZones”
- Convection oven with 4.9 cu ft total capacity and nine oven functions including Roast and Aero™Pastry

- The self-cleaning function breaks down food residue for an easy clean
- Non-tip full-extension shelves for safe removal of hot dishes

DIMENSIONS

- **Height** 35 3/4 – 37 1/4"
- **Width** 35 7/8"
- **Depth** 25 1/4"

FEATURES & BENEFITS

Outstanding Performance

- Discover the flexibility to get creative in the kitchen with nine oven functions including Bake, Roast, and Aero™ Pastry with Pizza Bake. The AeroTech™ system circulates air evenly throughout the entire oven, perfect for multi-shelf cooking.

Power & control

- The induction cooktop provides instant and immediate control from the highest to the gentlest heat. The finely tuned cooktop controls let you sear, stir fry, or simmer a delicate sauce to perfection.

Quality and durability

- Every detail has been carefully crafted, from the heritage design cues to the solid, perfectly balanced soft-close door, and to the chromed cast zinc dials. They all add up to an exceptional, premium range.

Large capacity

- The large 4.9 cu ft total capacity for this range gives you plenty of space to cook multiple dishes at the same time.

Easy to clean

- The self-clean function reduces grease and food residue to an easily removable light ash and the cooktop simply needs a quick wipe to keep it looking as good as new. The oven door and runners can also be removed for easy cleaning.

Safe and sound

- Designed for your safety and convenience, this range features full-extension telescopic sliding shelves, a quadruple-glazed CoolTouch door, and a child lock.
- Induction cooktops heat only the cookware, not the elements, so they are much safer in family kitchens.

SPECIFICATIONS

Accessories

- **2-pc grill system** (Broil pan and
- **Broil pan**
- **Broil rack**
- **Full extension sliding shelves** 2 sets (part 578755)
- **Full extension telescopic** 2 sets (part 578744)

Accessories (sold separately)

- **Hob rear trim 3"** (part 81654)
- **Kick strip, black (optional)** KICKOR36B1
- **Kick strip, red (optional)** KICKOR36R1
- **Kick strip, stainless steel** KICKOR36X1
- **Kick strip, white (optional)** KICKOR36W1

Capacity

- **Shelf positions** 7

Cleaning

- Acid-resistant graphite enamel
- Drop down broil element
- Flat easy clean glass surface
- Pyrolytic proof shelf runners
- Pyrolytic self-clean
- Removable oven door
- Removable shelf runners

Controls

Audio feedback

- Automatic cooking/minute
- Automatic pre-set
- Celsius/Fahrenheit
- Electronic clock
- High-resolution display
- Laser etched graphics
- Precise electronic temperature
- Sabbath mode
- Toughened fused glass

- Turned stainless steel clock
- Turned stainless steel clock

Oven Features

- AeroTech™ technology
- Automatic rapid pre-heat
- Bright chromed, cast zinc dials
- Concealed element
- Convection
- Electronic oven control
- Full extension telescopic
- **Internal light** 4 x 25W halogen (2 side & 2
- Soft open/close door
- Turned stainless steel clock
- Twin cavity fans
- Warming drawer

Oven functions

- Aero Bake
- Aero Broil
- Aero™ Pastry with Pizza Mode
- Bake
- **Number of functions** 9
- Rapid proof
- Roast
- Self-clean function
- True Aero

Oven performance

- **Broil power** 4300W
- **CoolTouch door** Quadruple glazed
- **Warming drawer power** 220W

Power requirements

- **Amperage** 65A
- **Supply frequency** 60Hz

Product dimensions

- **Depth** 25 1/4"

- **Height** 35 3/4 – 37 1/4"
- **Width** 35 7/8"


Rangetop features




- Auto heat reduce
- Dual zones
- Gentle heat
- **Heat settings** 9
- **Hob rear trim** 3" (part 81654)
- **Induction** cooking technology
- **SmartZone** 1
- **Zone** bridging

Rangetop Performance


- **Centre** 2600W
- **Number** of cooking zones 5
- **PowerBoost**

Safety


- ADA compliant
- Advanced cooling system
- Anti-tilt bracket
- Balanced oven door
- Catalytic venting system
- Child lock
- CoolTouch door
- Full extension telescopic
- Non-tip shelves
- Pan detection system
- Safety time out
- **Spill containment** 1/8 gallon
- Spillage auto off
- Surface hot indicators
- **SKU** 81967
- The product dimensions and specifications on this page apply to the specific product and model.
- Under our policy of continuous improvement, these dimensions and specifications may change at any time.
- You should therefore check with Fisher & Paykel's Customer Care Centre to ensure this page correctly describes the model currently available. ? Fisher & Paykel Appliances Ltd 2020
- Other product downloads available at fisherpaykel.com
-  Service & Warranty

-  User Guide Freestanding Range
-  Installation Guide
-  **A PEACE OF MIND SALE**
- **24 Hours 7 Days a Week Customer Support**
- **T 1.888.936.7872 www.fisherpaykel.com**
- **Date:** 14.12.2023 > 3
- **QUICK REFERENCE GUIDE** > OR36SCI6W1 Date: 14.12.2023

Documents / Resources

	<p>FISHER PAYKEL OR36SCI6W1 5 Zones Induction Range [pdf] User Guide OR36SCI6W1 5 Zones Induction Range, OR36SCI6W1, 5 Zones Induction Range, Induction Range, Range</p>
---	--

References

-  **[Luxury Home Appliances | Fisher & Paykel USA](#)**
- **[User Manual](#)**

[Manuals+](#), [Privacy Policy](#)

This website is an independent publication and is neither affiliated with nor endorsed by any of the trademark owners. The "Bluetooth®" word mark and logos are registered trademarks owned by Bluetooth SIG, Inc. The "Wi-Fi®" word mark and logos are registered trademarks owned by the Wi-Fi Alliance. Any use of these marks on this website does not imply any affiliation with or endorsement.