



## FISHER PAYKEL OR30SCI6R1 Induction Range User Guide

[Home](#) » [Fisher & Paykel](#) » FISHER PAYKEL OR30SCI6R1 Induction Range User Guide 

# FISHER & PAYKEL

QUICK REFERENCE GUIDE > OR30SCI6R1  
Induction Range, 30", 4 Zones, Self-cleaning

Series 9 | Classic  
Red



Blending heritage styling and contemporary performance, including convection oven and an instant-response induction cooktop.

- Four induction cooking zones with immediate heat response and precise control
- Convection oven with 3.5 cu ft total capacity and nine oven functions including Roast and AeroTMPastry
- Self-cleaning function breaks down food residue for an easy clean
- Non-tip full-extension shelves for safe removal of hot dishes

#### **Contents**

[1 DIMENSIONS](#)

[2 FEATURES & BENEFITS](#)

[3 SPECIFICATIONS](#)

[4 Documents / Resources](#)

[4.1 References](#)

[5 Related Posts](#)

## **DIMENSIONS**

Height	35 3/4 – 37 5/8"
Width	29 7/8"
Depth	25 1/4"

## FEATURES & BENEFITS

### Outstanding Performance

Discover the flexibility to get creative in the kitchen with nine oven functions including Bake, Roast, and Aero™ Pastry with Pizza Bake.

### Power & control

The induction cooktop provides instant and immediate control from the highest to the gentlest heat. The finely tuned cooktop controls let you sear, stir fry or simmer a delicate sauce to perfection.

### Generous capacity

The generous 3.5 cu ft total capacity for this range gives you plenty of space to cook multiple dishes at the same time.

### Quality and durability

Every detail has been carefully crafted, from the heritage design cues, to the solid, perfectly balanced soft-close door, and to the chromed cast zinc dials. They all add up to an exceptional, premium range.

### Easy to clean

The self-clean function reduces grease and food residue to an easily removable light ash and the cooktop simply needs a quick wipe to keep it looking good as new. The oven door and runners can also be removed for easy cleaning.

### Safe and sound

Designed for your safety and convenience, this range features full extension telescopic sliding shelves, a triple-glazed CoolTouch door, and a child lock.

## SPECIFICATIONS

Accessories	
2-pc grill system (Broil pan and	•
Broil pan	•
Full Extension Telescopic	2 sets (part 578776)
Full extension sliding shelves	2 sets (part 578776)
Hob rear trim	3" (part 81656)
Kick strip, stainless steel	Part 81660
Capacity	
Shelf positions	7
Cleaning	

Acid resistant graphite enamel	•
Drop down grill element	•
Flat easy clean glass surface	•
Pyrolytic proof shelf runners	•
Pyrolytic self-clean	•
Removable oven door	•
Removable shelf runners	•
<b>Controls</b>	
Audio feedback	•
Automatic cooking/minute	•
Automatic pre-set	•
Celsius/Fahrenheit	•
Electronic clock	•
High resolution display	•
Laser etched graphics	•
Precise electronic temperature	•
Sabbath mode	•
Toughened fused glass	•
Turned stainless steel clock	•
Turned stainless steel dials	•
<b>Oven features</b>	
Automatic rapid pre-heat	•
Electronic oven control	•
Full extension telescopic	•
Internal light	2 x 25W halogen (rear)
Soft open/close door	•
True convection	•
<b>Oven functions</b>	
Aero Bake	•
Aero Broil	•

Aero™ Pastry with Pizza mode	•
Number of functions	9
Pastry Bake with Pizza mode	•
Rapid proof	•
Roast	•
Self-clean	•
True Aero	•
True convection	•
<b>Oven performance</b>	
CoolTouch door	Triple glazed
Warming drawer power	220W
<b>Power requirements</b>	
Amperage	51A
Supply frequency	60Hz
<b>Product dimensions</b>	
Depth	25 1/4"
Height	35 3/4 – 37 5/8"
Width	29 7/8"
<b>Rangetop features</b>	
Auto heat reduce	•
Gentle heat	•
Heat settings	9
Hob rear trim	3" (part 81656)
Induction cooking technology	•
Rangetop Performance	
PowerBoost	•
<b>Safety</b>	
ADA compliant	•
Advanced cooling system	•

Anti-tilt bracket	•
Balanced oven door	•
Catalytic venting system	•
Child lock	•
CoolTouch door	•
Full extension telescopic	•
Non-tip shelves	•
Pan detection system	•
Safety time out	•
Spill containment	18 BTU
Spillage auto off	•
Surface hot indicators	•
SKU	81964

The product dimensions and specifications in this page apply to the specific product and model. Under our policy of continuous improvement, these dimensions and specifications may change at any time. You should therefore check with Fisher & Paykel's Customer Care Centre to ensure this page correctly describes the model currently available. ? Fisher & Paykel Appliances Ltd 2020

Other product downloads available at [fisherpaykel.com](http://fisherpaykel.com)

 User Guide






 Installation Guide



#### A PEACE OF MIND SALE

24 Hours 7 Days a Week Customer Support  
T 1.888.936.7872 W [www.fisherpaykel.com](http://www.fisherpaykel.com)

**Documents / Resources**

	<a href="#">FISHER PAYKEL OR30SCI6R1 Induction Range</a> [pdf] User Guide OR30SCI6R1, Induction Range, OR30SCI6R1 Induction Range, Range
	<a href="#">FISHER PAYKEL OR30SCI6R1 Induction Range</a> [pdf] User Guide OR30SCI6R1 Induction Range, OR30SCI6R1, Induction Range
	<a href="#">FISHER PAYKEL OR30SCI6R1 Induction Range</a> [pdf] User Guide OR30SCI6R1 Induction Range, OR30SCI6R1, Induction Range
	<a href="#">FISHER PAYKEL OR30SCI6R1 Induction Range</a> [pdf] User Guide OR30SCI6R1 Induction Range, OR30SCI6R1, Induction Range, Range
	<a href="#">FISHER PAYKEL OR30SCI6R1 Induction Range</a> [pdf] User Guide OR30SCI6R1 Induction Range, OR30SCI6R1, Induction Range, Range

References

-  [Home Appliances | Fisher & Paykel USA](#)